

# HERE WITHOUT YOU

Gtr. tuned down 1/2 step:

- ⓐ = E $\flat$    ⓑ = G $\flat$
- ⓒ = A $\flat$    ⓓ = B $\flat$
- ⓔ = D $\flat$    ⓕ = F $\flat$

Words and Music by  
**BRAD ARNOLD, ROBERT HARRELL,**  
**CHRISTOPHER HENDERSON**  
 and **MATTHEW ROBERTS**

Moderately slow  $\text{♩} = 72$

Guitar → Bm



G



A



Piano → B $\flat$ m

G $\flat$

A $\flat$

1. A hun - dred

*mf*

Verse:

Bm

A

B $\flat$ m

A $\flat$

days have made me old - er since the last time that I saw your pret - ty face

miles just keep roll - in' as the peo - ple leave their way to say hel - lo.

Bm

G

A

B $\flat$ m

G $\flat$

A $\flat$

A thou - sand  
 I've heard this



Bbm



Ab

lies have made me cold - er, and I don't think I can look at this the same.  
 life is o - ver-rat - ed, but I hope that it gets bet - ter as we go.

Bm



Bbm

1.

G



Gb

A



Ab

Bm



Bbm

A



Ab

But all the miles that sep - ar - ate,

Bm



Bbm

G



Gb

A



Ab

To Next Strain

they dis - ap - pear now when I'm dream - in' of your face.

G



Gb

A



Ab

D



Db



I'm here with - out — you, ba - by,

A



Ab

Bm



Bbm



but you're still on — my lone - ly mind. — I think a - bout — you, ba - by,

G



Gb

A



Ab

D



Db



and I dream a - bout — you all — the time. — I'm here with - out — you, ba - by,

A



Ab

Bm



Bbm



but you're still with — me in — my dreams. —

And to - night, —



1. *G* *A* *Bm*  
*G♭* *A♭* *B♭m*

there's on - ly you and me, yeah...

*A* *Bm*  
*A♭* *B♭m*

*G* *A* *G* *A*  
*G♭* *A♭* *G♭* *A♭*

2. The girl, there's on - ly you and me.

*Bridg*: *Bm* *D*  
*B♭m* *D♭*

Ev - 'ry - thing I know and ev - 'ry - where I go,

*A<sub>b</sub>* *G<sub>b</sub>maj7*

it gets hard, but it won't take a - way my love.

This system contains the first line of music. The treble clef staff has the melody with lyrics. The piano accompaniment is in the left hand, and the bass clef staff provides a simple bass line. Chord diagrams for *A<sub>b</sub>* and *G<sub>b</sub>maj7* are shown above the staff.

*B<sub>m</sub>* *D*  
*B<sub>b</sub>m* *D<sub>b</sub>*

And when the last one falls, when it's all said and done,

This system contains the second line of music. The treble clef staff has the melody with lyrics. The piano accompaniment is in the left hand, and the bass clef staff provides a simple bass line. Chord diagrams for *B<sub>m</sub>*, *D*, *B<sub>b</sub>m*, and *D<sub>b</sub>* are shown above the staff.

*A* *G<sub>maj7</sub>*  
*A<sub>b</sub>* *G<sub>b</sub>maj7*

it gets hard but it won't take a - way my love.

This system contains the third line of music. The treble clef staff has the melody with lyrics. The piano accompaniment is in the left hand, and the bass clef staff provides a simple bass line. Chord diagrams for *A*, *G<sub>maj7</sub>*, *A<sub>b</sub>*, and *G<sub>b</sub>maj7* are shown above the staff.

*D* *A*  
*D<sub>b</sub>* *A<sub>b</sub>*

Whoa, whoa.

This system contains the final line of music. The treble clef staff has the melody with lyrics. The piano accompaniment is in the left hand, and the bass clef staff provides a simple bass line. Chord diagrams for *D*, *A*, *D<sub>b</sub>*, and *A<sub>b</sub>* are shown above the staff.

*Bm*



*Bbm*

*G*



*Gb*

*A*

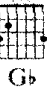


*Ab*

*D.S. al Coda*

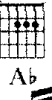
First system of musical notation, including a vocal line and piano accompaniment.

*G*



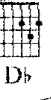
*Gb*

*A*



*Ab*

*D*



*Db*

*Coda*

Second system of musical notation, including a vocal line and piano accompaniment.

girl. there's on - ly you and me. yeah,



*Ab*



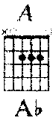
*Bbm*

Third system of musical notation, including a vocal line and piano accompaniment.

oh. yeah. Oh.



*Gb*



*Ab*



*Bbm*

Fourth system of musical notation, including a vocal line and piano accompaniment.

oh. oh.