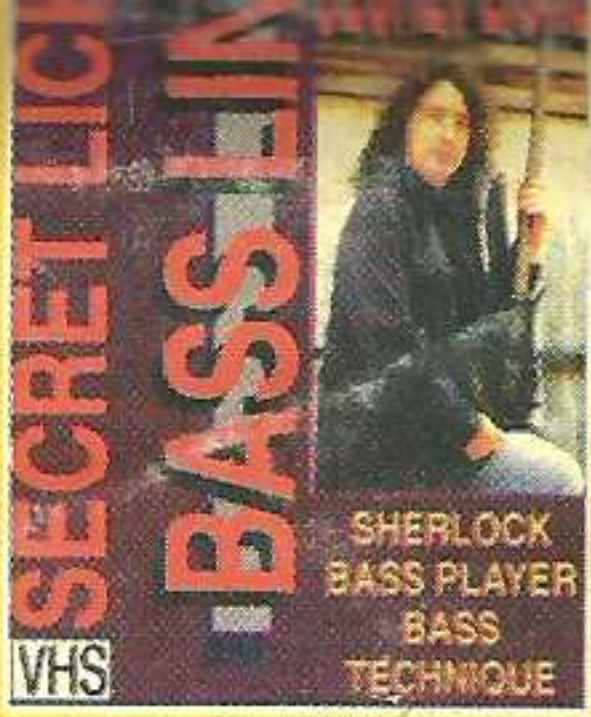



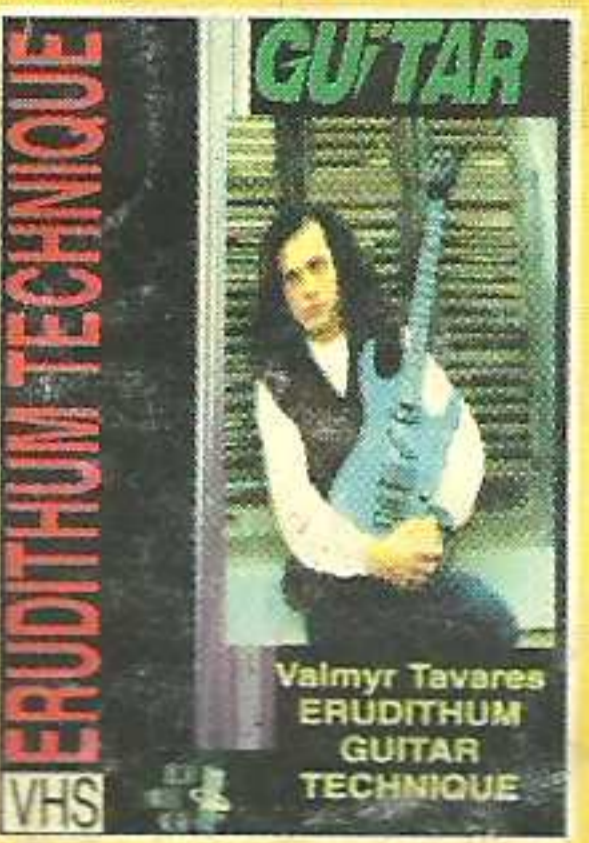
HCMV 01371



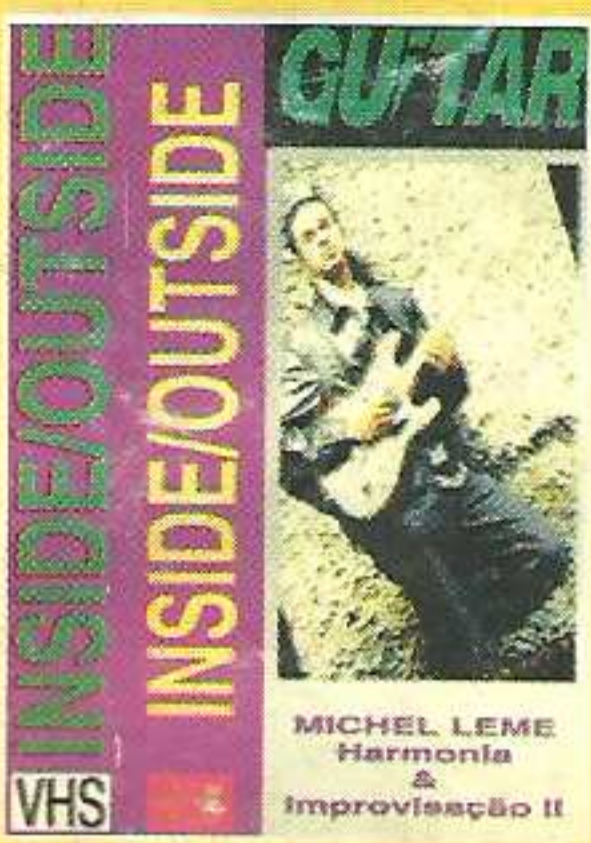
HCMV 01372



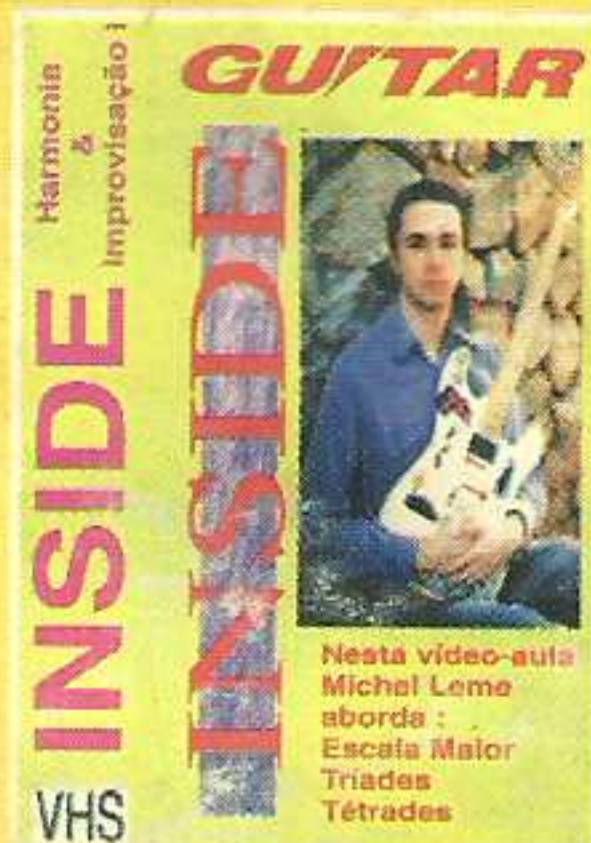
HCMV 01373




HCMV 01374




HCMV 01375



HCMV 01376



HCMV 01377



HCMV 01379



Guitar TAB

R\$ 3,00

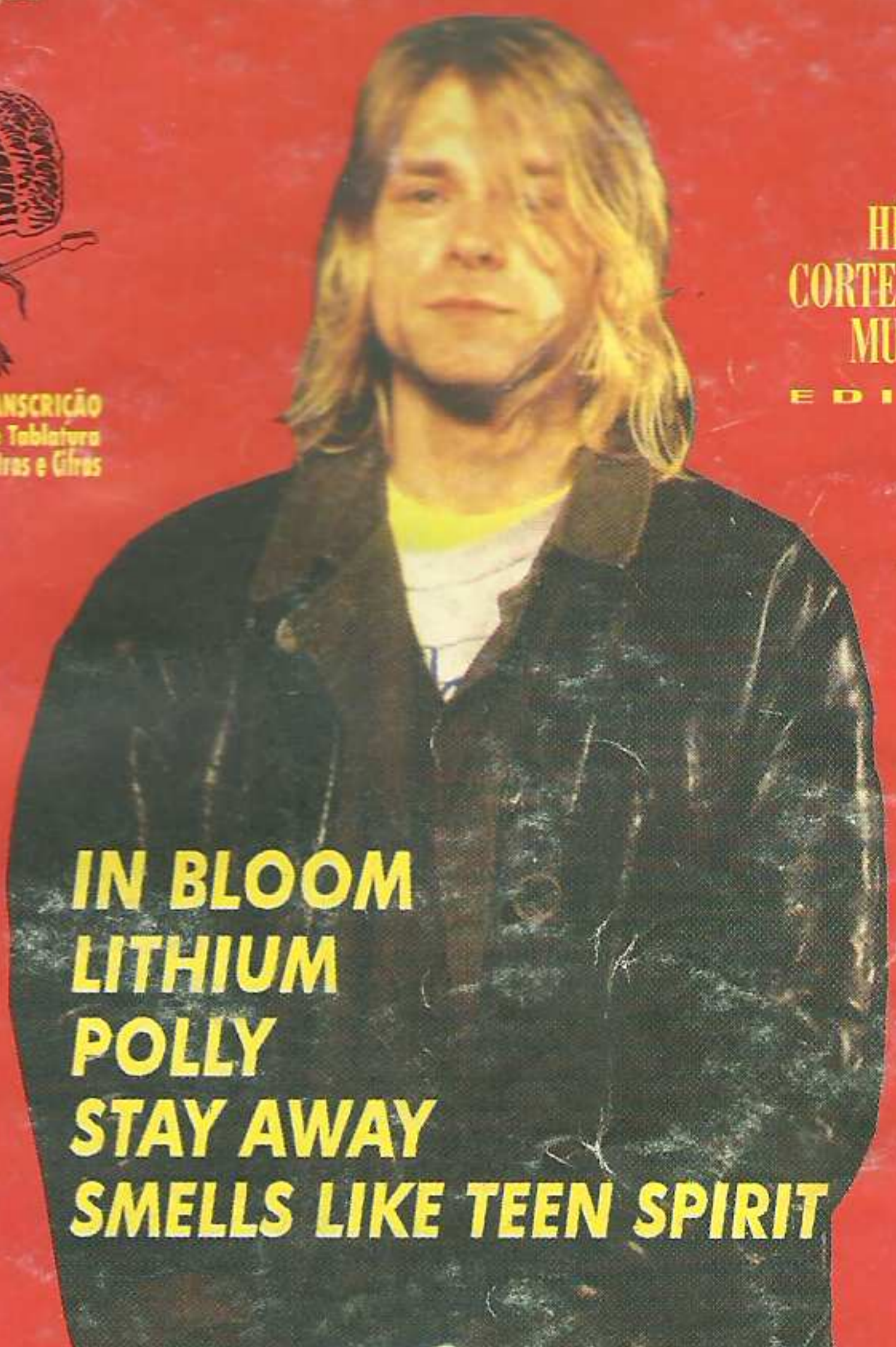
ANO 2 - Nº 7 - NOVO FORMATO

TAB



AUTÊNTICA TRANSCRIÇÃO Com Partitura e Tablatura Solos e Bases - Letras e Gítras

HÉLIO CORTEZ MUSIC EDITORA



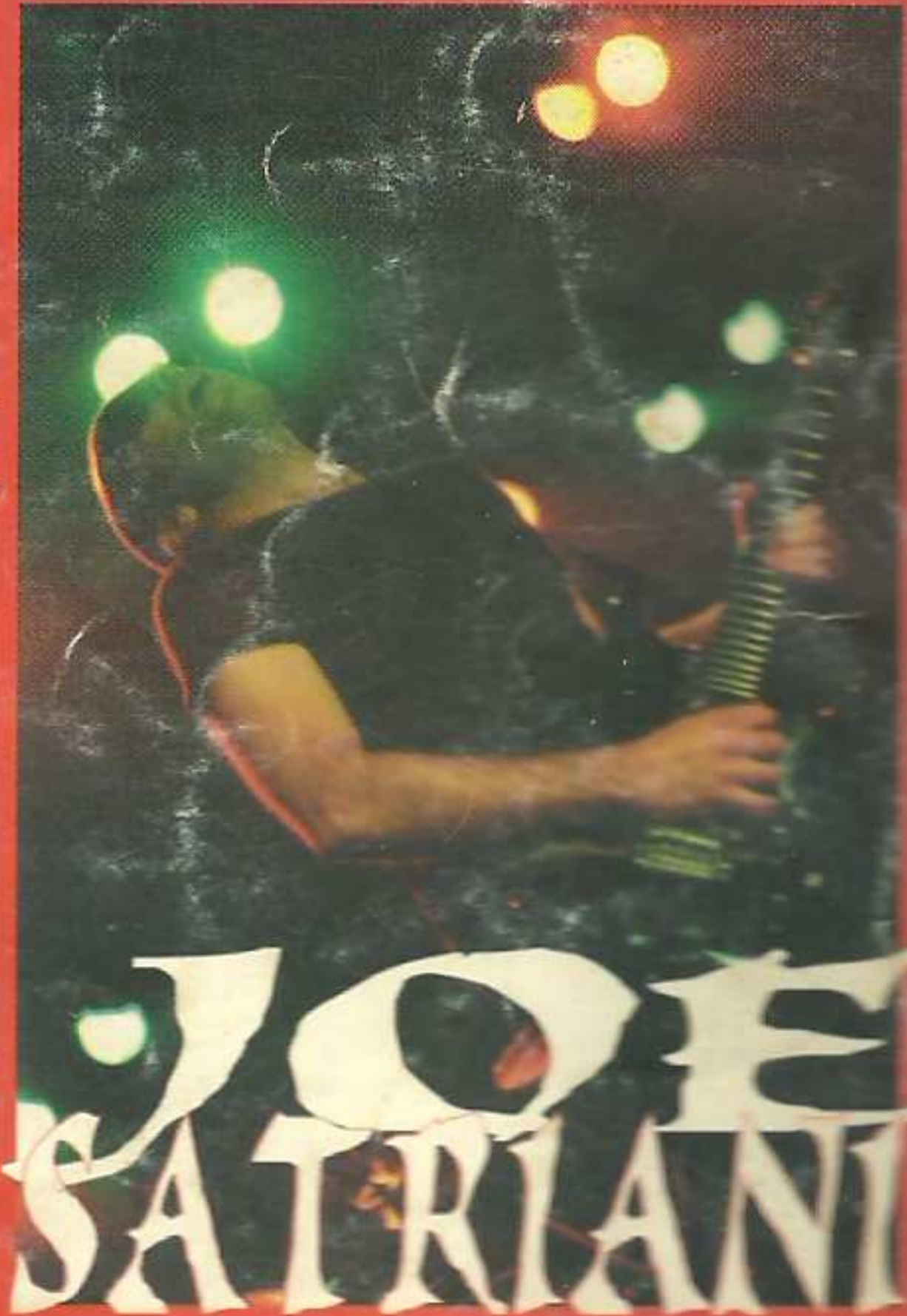
IN BLOOM
LITHIUM
POLLY
STAY AWAY
SMELLS LIKE TEEN SPIRIT

NIRVANA

GUITAR SHOW:
JOE SATRIANI,
O VIRTUOSE DA GUITARRA

E MAIS:
UM BÔNUS ESPECIAL
BAROCHE
DO ÁLBUM "TIME MACHINE"

AS COLUNAS:



JOE SATRIANI



ADVANCED LED GUITAR TECHNIQUE VALMYR TAVARES



IMPROVISACAO ANTI-SOCIAL C7 TERRIVEL BLUES MICHEL LEME




HCM 002



HCM 005



HCM 008



HCM 010



HCM 011



HCM 013



HCM 014



HCM 015



HCM 016



HCM 019



HCM 021



HCM 022



HCM 024

Obs.: Os números não existentes neste catálogo estão esgotados

COMPLETE JÁ SUA COLEÇÃO!

DESPACHAMOS PARA TODO BRASIL. SOLICITE HCM CATÁLOGO.

CAIXA POSTAL 6106 - CEP. 01064-970

PEDIDOS: (011) 223-7605 / 201-2533

IN BLOOM

Moderately slow Rock

Música e Letra de: Kurt Cobain

♩ = 78 B^{b5} G⁵ F⁵

T
A
B

3	3	3							
3	3	3	5	5	5	5	5	3	
1	1	1	5	5	5	5	5	3	
			3	3	3	3	3	1	

T
A
B

3	3	3	6	6	6	6	6	6	0
3	3	3	6	6	6	6	6	6	
1	1	1	4	4	4	4	4	1	4

T
A
B

3	3	3							
3	3	3	5	5	5	5	5	5	3
1	1	1	5	5	5	5	5	5	3
			3	3	3	3	3	3	1

T
A
B

3	3	3	6	6	6	6	6	6	0
3	3	3	6	6	6	6	6	6	
1	1	1	4	4	4	4	4	1	4

T
A
B

3	3	3	3	3	x	3											
3	3	3	3	3	x	3	4	4	4	4	4	x	4				
1	1	1	1	1	x	1	4	4	4	4	4	x	4				
							2	2	2	2	2	x	2				

T
A
B

8	8	8	8	8	x	8	4	4	4	4	2	2	2	2			
8	8	8	8	8	x	8	4	4	4	4	2	2	2	2			
6	6	6	6	6	x	6	2	2	2	2	0	0	0	0			

T
A
B

1	1	1	1	1	1												
						2	2	2	2	2	2	2	2	2			

T
A
B

1	1	1	1	1	1												
						2	2	2	2								
						5	5	5	5	5	5	5	5	5			

T
A
B

1	1	1	1	1	1												
						2	2	2	2	2	2	2	2	2			

T
A
B

1	1	1	1	1	1												
						2	2	2	2								
						5	5	5	5	5	5	5	5	5			

T
A
B

1	1	1	x	x													
3	3	3	x	x	2	2	2	x	x								
3	3	3	x	x	2	2	2	x	x								
3	3	3	x	x	3	3	3	x	x								
1	1	1			4	4	4	x	x								
					4	6	6										
					2	2	2										

T
A
B

8	8	x															
8	8	x	8	4	4	4	2	2	2	2	2	2	2	2			
8	8	8	8	4	4	4	4	2	2	2	2	2	2	2			
6	6	6	6	2			0										

T
A
B

1	1	0															
3	3	3	0	2	2	2	2	2	2	x	x						
3	3	3	0	3	3	3	3	3	3	x	x						
3				4	4	4	4	4	4	x	x						
1				4	4	4	4	4	4	x	x						
				2	2	2	2	2	2								

T
A
B

8	8	8	8	8	8	8	8	8	8	8	8	8	8	8	8	8	8
8	8	8	8	8	8	8	8	8	8	8	8	8	8	8	8	8	8
6	6	6	6	6	6	6	6	6	6	6	6	6	6	6	6	6	6

T
A
B

8	8	8	8	8	8	8	8	8	8	8	8	8	8	8	8	8	8
8	8	8	8	8	8	8	8	8	8	8	8	8	8	8	8	8	8
6	6	6	6	6	6	6	6	6	6	6	6	6	6	6	6	6	6

T
A
B

3	3	3	3														
3	3	3	3	5	5	5	5	5	5	5	5	5	5	5			
1	1	1	1	5	5	5	5	5	5	5	5	5	5	5			
				3	3	3	3	3	3	3	3	3	3	3			

3X

B^{b5} G⁵

TAB

3	3	3	3	3	3	5	5	5	5	5	5
1	1	1	1	1	1	5	5	5	5	5	5
						3	3	3	3	3	3

C 2X

E^b

TAB

5	5	5	5	5	8	8	8	8	8	8	8
5	5	5	5	5	8	8	8	8	8	8	8
5	5	5	5	5	8	8	8	8	8	8	8
3	3	3	3	3	6	6	6	6	6	6	6

B^{b5} G⁵

TAB

3	3	3	3	5	5	5	5	5	5	5
3	3	3	3	5	5	5	5	5	5	5
1	1	1	1	3	3	3	3	3	3	3

3X

B^b G⁵

TAB

3	3	3	3	3	5	5	5	5	5	5	5
3	3	3	3	3	5	5	5	5	5	5	5
1	1	1	1	1	5	5	5	5	5	5	5
					3	3	3	3	3	3	3

C 2X To Coda

E^b

TAB

5	5	5	5	5	8	8	8	8	8	8	8
5	5	5	5	5	8	8	8	8	8	8	8
5	5	5	5	5	8	8	8	8	8	8	8
3	3	3	3	3	6	6	6	6	6	6	6

B^{b5} G⁵ F⁵

TAB

3	3	3	5	5	5	5	5	5	5	3
3	3	3	5	5	5	5	5	5	5	3
1	1	1	5	5	5	5	5	5	5	3
			3	3	3	3	3	3	3	1

A^{b5}

TAB

3	3	3	6	6	6	6	6	6	0
3	3	3	6	6	6	6	6	6	0
1	1	1	4	4	4	4	4	4	0

B^{b5} G⁵ F⁵

TAB

3	3	3	5	5	5	5	5	5	3
3	3	3	5	5	5	5	5	5	3
1	1	1	5	5	5	5	5	5	3
			3	3	3	3	3	3	1

A^{b5}

TAB

3	3	3	6	6	6	6	6	6	6
3	3	3	6	6	6	6	6	6	6
1	1	1	4	4	4	4	4	4	4

B^{b5} full G^{b5} E^{b5} B⁵ A⁵

TAB

8	8	8	0	6	6	6	6
---	---	---	---	---	---	---	---

B^{b5} G^{b5}

TAB

6	7	8	7	8	8	6	8	8
---	---	---	---	---	---	---	---	---

E^{b5} B⁵ A⁵

TAB

8	6	8	6	8	8	8	6	8	8	0
---	---	---	---	---	---	---	---	---	---	---

B^{b5} full G^{b5} full

TAB

10	10	10	10	8	8	9	8	9
----	----	----	----	---	---	---	---	---

E^{b5} B⁵ full

TAB

9	9	11	11	11	0
---	---	----	----	----	---

B^{b5} G^{b5}

TAB

13	13	13	6	6	8
----	----	----	---	---	---

E^{b5} B⁵ A⁵ D.S. al Coda

TAB

8	6	8	7	6	(3) 4 6
					(3) 4 6
					(1) 2 4

Musical notation for the first three systems of 'IN BLOOM'. Each system includes a treble clef staff with a key signature of two flats and a common time signature. Chords are indicated above the staff: B^b5, G⁵, F⁵, and A^b5. Below each staff is a guitar TAB with fret numbers. The first system has TAB: 3 3 3 / 3 3 3 / 1 1 1. The second system has TAB: 3 3 3 / 3 3 3 / 1 1 1. The third system has TAB: 8 / 8 / 6.

IN BLOOM

(Nirvana)

Letra e Música de: Kurt Cobain

Intro: B^b5 G⁵ F⁵ A^b5(2x) B^b5 G^b5 E^b5 B⁵ A⁵(2x)

B^b5 G^b5 E^b5 B⁵ A⁵ B^b5 G^b5 E^b5 B⁵ A⁵ B^b G^b
 Sell the kids for food weather changes moods spring is here
 E^b B A B^b G^b E^b B⁵ D⁵ B^b5 G⁵ B^b5
 again reproductive glands he's the one who likes all the pretty
 G⁵ B^b5 G⁵ B^b5 G⁵ C
 songs and he likes to sing along and he likes to shoot his gun but he knows

E^b C E^b not what it means knows not what it means and I say

B^b5 G⁵ B^b5 G⁵ B^b5
 He's the one who likes all the pretty songs and he likes to sing
 G⁵ B^b5 G⁵ C E^b *
 along and he likes to shoot his gun but he knows not what it means
 C E^b B^b5 G⁵ F⁵ A^b5 B^b5 G⁵ F⁵ A^b5
 Knows not what it means and I say. Aahh!

B^b5 G^b5 E^b5 B⁵ A⁵ B^b G^b E^b5 B⁵ A B^b G^b
 We can have some more nature is a whore bruises on the
 E^b E A B^b G^b E^b
 fruit tender age in bloom

Voltar no *

Solo: B^b5 G^b5 E^b5 B⁵ A⁵(2x) B^b5 G^b5 E^b5 B⁵ A⁵(2x)

B⁵ D⁵ B^b5 G⁵ B^b5 G⁵ B^b5 G⁵
 He's the one who likes all the pretty songs and he likes to sing along
 B^b5 G⁵ C E^b C
 and he likes to shoot his gun but he knows not what it means knows not
 E^b
 what it means and I say

Knows not what it means knows not what it means knows not what it
 B^b5 G⁵ F⁵ A^b5 B^b5 G⁵ F⁵ B^b5
 means and I say Aahh! Oh! Oh! Oh!

Diagrammatic representation of guitar chords: B^b5, A, F⁵, G^b5, B, B⁵, G^b, B^b, A⁵, A^b5. Includes a 4fr. (4 fret) diagram for A^b5.

LITHIUM

Música e Letra de: Kurt Cobain

Moderately slow Rock ♩=124

Musical notation for 'LITHIUM'. The score is in 4/4 time with a key signature of three sharps (F#, C#, G#). It consists of six systems, each with a treble clef staff and a guitar TAB. Chords are indicated above the staff: E, G⁵, C⁵, A⁵, C⁵, D⁵, B⁵, D⁵, E, G⁵, C⁵, A⁵, C⁵, D⁵, B⁵, D⁵, E, G⁵, C⁵, A⁵, C⁵, D⁵, B⁵, D⁵, E, G⁵. The TABs include fret numbers and 'X' marks for muted strings.

E G#5 C#5 A5 C5 D5

TAB

2 2 2 6 6 6	6 6 6 2 2 0	5 5 5 7 7 7 7
2 2 2 6 6 6	4 4 4 0 0 0	3 3 3 5 5 5 5
0 0 0 4 4 4		

B5 D5 E G#5

TAB

4 4 4 7 7 7	0 0 0 4 2 0
4 4 4 7 7 7	
2 2 2 5 5 5	

C#5 A5 C5 D5 B5 D5

TAB

6	7	5	4	7
4	7	5 5 7 7 7	4 4 4	7 0
0 5 0	3	5 5 5 0	2	0

E G#5 C#5 A5

TAB

0 0 0 4 2 0	4	6	7	0
	6			

C5 D5 B5 D5

TAB

5	4 4 2	3 3 3
3 5 5 7 7 7	4 4 4	2 2 2
5 5 5 0	2 2 2	0 0 0

A5 C5 A5 C5

TAB

2	5 5	2 2	5
2	5 5	2 2	5
0 0 0 3 3 0	0 0 0	3	0 3 4

A5 C5 A5 C5

TAB

2 2 2	5 5	2 2	5 5 5
2 2 2	5 5	2 2	5 5 5
0 0 0	3 3 0	0 0 0	3 3 3 0

A5 C5 A5 C5

TAB

2	5 5	2 2	5
2	5 5	2 2	5
0 0 0 3 3 0	0 0 0	3	1/4 0 3

A5 C5 1. A5 C5

TAB

2	5 5	2 2	5
2	5 5	2 2	5
0 0 0 3 3 0	0 0 0	3	0 3 4

2A5 C5 D5 B5

TAB

2 2	5 5 5 5	3 3 3 3 3 3	0 0 0 0
2 2	5 5 5 5	2 2 2 2 2 2	4 4 4 4
0 0 0 3 3 3 3	0 0 0 0 0 0	0	2 2 2 2 0 3 0

D.S. al Coda

TAB

2 2 5 5 5 5

B5

TAB

4 4 4 4 4	1/4
4 4 4 4 4	
2 2 2 2 2	0 3 0

ERRATA:

No último número, Guitar Tab. Nº 6 (Megadeth), erramos:

Pg. 35 - Coluna do guitarrista *Silas Fernandes*:
 "Encadeando Sweeps", onde se lê "um tríade", leia-se "uma tríade", no lugar de "T=Em", leia-se "T=E", em lugar de "∧" para cima, leia-se "∨" para cima, e no lugar de "na 8ª", leia-se "da 8ª".

Mais uma pequena correção: Não foi impresso na clave, um sustenido "#" em "Fá".

POLLY

Música e Letra de: Kurt Cobain

Moderately ♩=122

Em G D C

TAB

```

0 2 2 0 4 0 2 2 5 5 5 0
2 x 0 5 5 0 0 0 x 5 5 5 0
2 x 0 5 5 x x 3 3
0 x 0 3 3 x
  
```

Em G D C

TAB

```

2 2 2 2 5 5 5 0
3 3 3 3 5 5 5 0
2 2 x 5 5 5 0 0 0 x 5 5 5 0
0 x 0 5 5 x x 3 3
  
```

D C G Bb

TAB

```

2 3 x 5 5 5 5 4 4 3 3 3 7
2 x 5 5 5 5 0 5 5 x 3 3 3 7
0 x 5 5 5 5 0 5 5 x 1 1 1 5
x 3 3 3 0 5 5 x 3 3
  
```

D C G Bb

TAB

```

2 2 2 2 5 5 5 0 4 4 x 3 3 3 7
3 3 3 3 5 5 5 0 5 5 x 3 3 3 7
0 0 x 5 5 5 0 5 5 x 1 1 1 5
x 3 3 3 3 5 5 x 3 3
  
```

Em G D C

TAB

```

2 2 2 2 5 5 5 0 2 2 x 5 5 5 0
3 3 3 3 5 5 5 0 0 0 x 5 5 5 0
2 x 0 5 5 x x 3 3
0 x 0 3 3 x
  
```

E5

TAB

```

2 2 2 0
2 2 0
0
  
```

D.S. al Coda E5

TAB

```

x x x x
x x x x
  
```

STAY AWAY

Musica e Letra de: Kurt Cobain

Fast Rock ♩=168

8

TAB

```

0 0 0
  
```

D5/A B5 F5 C5 C5

TAB

```

2 2 4 4 4 5 5 5 6
0 0 4 4 4 3 3 5 5 6
0 0 2 2 3 3 3 0 3 4
  
```

Sem acordes

TAB

```

4 5 5 5 5 5
  
```

D5 B5 F5 C5 C5

TAB

```

2 2 4 4 4 5 5 5 6
0 0 4 4 4 3 3 5 5 6
0 0 2 2 3 3 3 0 3 4
  
```

D5

TAB

```

3 2 0
  
```

F5

TAB

```

4 4 4 3 3 3
4 4 4 4 4 0
2
  
```

D5 B5 F5 C5 C5

TAB

```

2 2 4 4 4 5 5 5 6
0 0 4 4 4 3 3 5 5 6
0 0 2 2 3 3 3 0 3 4
  
```

Musical score with guitar TAB and chord diagrams. Chords shown include D⁵, B⁵, F⁵, and C⁵. The score consists of multiple systems, each with a musical staff and a corresponding TAB line. The TAB lines include fret numbers and bar lines. Some systems include a '6X' marking, likely indicating a sixteenth note triplet. The final system shows a double bar line with repeat dots and an 'X' mark on the TAB line.

SINTETIZADORES
 BATERIAS ACÚSTICAS
 TECLADOS · CLAVINOVAS · ESCALETA
 CONTROLADORES MIDI · PEDALEIRA DE EVENTOS
 PIANOS DIGITAIS · PIANOS ACÚSTICOS · ESCALETA
 PROCESSADORES DE SOM · MIXERS · GUITARRAS · VIOLINOS
 MÓDULOS DE SOM · GRAVADORES DE ROLO · PROCESSADORES DE EFEITOS
 ÓRGÃOS · EQUIPAMENTOS PARA ÁUDIO · VIOLÕES ACÚSTICOS · BATERIAS DIGITAIS · DISKLAVIERS
 GRAVADORES DAT · SEQUENCIADORES · SAXOFONES · CLARINETAS · TROMPETAS · TROMBONES · CELLOS
 FLAUTAS DOCE · FLAUTAS TRANSVERSAIS · MÉTODOS · MÚSICAS · PELES DE NYLON · CABOS DE MEMÓRIA · ENCORDAMENTOS · CABOS DE OUVIDO
 ALBUNS · PARTITURAS · MÉTODOS · MICROFONES · PEDESTAIS · CORREIAS PARA GUITARRAS CONTRA-BAIXOS E VIOLÃO
 ESTANTES PARA SOPROS E CORDAS · ADAPTADORES DE FORÇA · PEDAIS DE SUSTAIN · PEDAIS DE EXPRESSÃO · FONES DE OUVIDO
 DISQUETES PARA TECLADOS · CAPAS PARA INSTRUMENTOS · ESTOJOS · BREU PARA VIOLINOS LUBRIFICADORES · POLIDORES DE GUITARRA
 CAPAS PARA INSTRUMENTOS · ESTOJOS · BREU PARA VIOLINOS LUBRIFICADORES · POLIDORES DE GUITARRA



SoundTech



MAPEX

Le son

SHURE



Roland YAMAHA GEMINI



EAGLE
 KORG
 DOD

ENTRE OUTRAS

Instrumentos Musicais - Acessórios em Geral
 DESPACHAMOS PARA TODO BRASIL

CONDIÇÕES ESPECIAIS
 PARA IGREJAS

PREÇOS SUPER
 BAIXOS

SÃO PAULO · BRASIL

CONTEMPORÂNEA



Aceitamos:
 CREDICARD · DINERS · VISA


FONE: (011) 220-2957 - FAX: (011) 221-8625

**AS MELHORES FRASES
DOS MELHORES JAZZISTAS DO MUNDO**

**ÁLBUM PARA GUITARRA
PARTITURA - TABLATURA
TUDO GRAVADO EM CD**

150 Frases

LANÇAMENTO NA EXPOMUSIC 96



AGORA VOCÊ VAI ENRIQUECER
SEU ESTILO

Michel Leme

HÉLIO
CORTEZ
MUSIC
EDITORA

SMELLS LIKE TEEN SPIRIT 21

Música e Letra de: Kurt Cobain, Chris Novoselic e David Grohl

Moderate Rock ♩=144

Fsus⁴ B^b

TAB
3 3 3 X 0 X 3 3 3 0 0
3 3 3 X 0 X 3 3 3 0 0
3 3 3 X 1 1 1

A^bsus⁴ D^b

TAB
6 6 6 6 6 6 0
6 6 6 X X X X 6 6 6 6 0
4 4 4 X X X X 4 4 4 4

Fsus⁴ B^b

TAB
3 3 3 X X X X 3 3 3 0 0
3 3 3 X X X X 3 3 3 0 0
1 1 1 X X X X 1 1 1

Fsus⁴ B^b

TAB
6 6 6 X X X 6 1 1
6 6 6 X X X 6 2 2
4 4 4 X X X 4 1 1

A^bsus⁴ B^b

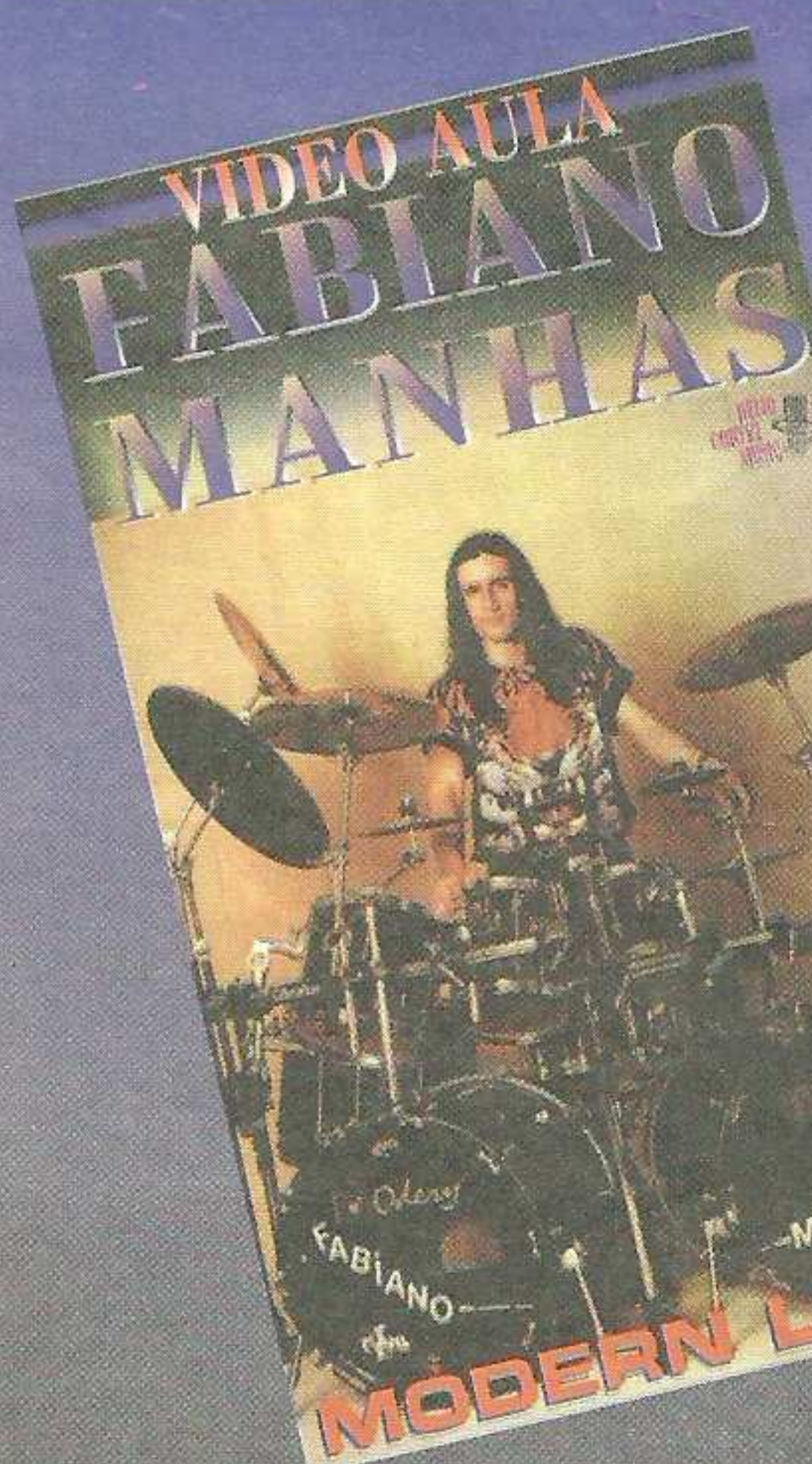
TAB
3 3 3 X 0 X 3 3 3 0 0
3 3 3 X 0 X 3 3 3 0 0
1 1 1 X 1 1 1

A^bsus⁴ B^b

TAB
6 6 6 6 6 6 0
6 6 6 X X X X 6 6 6 X 0
4 4 4 X X X X 4 4 4 X

Fsus⁴ B^b

TAB
3 3 3 X X X X 3 3 3 0 0
3 3 3 X X X X 3 3 3 0 0
1 1 1 X X X X 1 1 1



FABIANO MANHAS,
LANÇA SUA SEGUNDA
VÍDEO-AULA PELA
HÉLIO CORTEZ MUSIC.
UMA AULA MAIS MUSICAL,
ONDE MOSTRA LICKS,
DOUBLE-BASS EM QUASE
TODOS OS EXEMPLOS E
AINDA FACILITA A VIDA
DOS BATERISTAS COM
DICAS E APLICAÇÕES
NOS RÍTMOS.

JÁ NAS LOJAS DE INSTRUMENTOS MÚSICAIS
DE TODO BRASIL E MELHORES BANCAS
DE SÃO PAULO

Fsus⁴ **D^b**

TAB: 6 6 6 X X X 6 1 1 1
6 6 6 X X X 6 2 2 2
6 6 6 X X X 6 1 1 1
4 4 4 X X X 4 4 4 4

F⁵ **B^{b5}** **A^{b5}** **D^{b5}**

TAB: 1 1

F⁵ **B^{b5}** **A^{b5}** **D^{b5}**

TAB: 1 1 1 1 1 1 1 1
3 3 1 4

F⁵ **B^{b5}** **A^{b5}** **D^{b5}**

TAB: 1 1 1 1 1 1 1 1
3 3 1 4

F⁵ **B^{b5}** **A^{b5}** **D^{b5}**

TAB: 1 1

F⁵ **B^{b5}** **A^{b5}** **D^{b5}**

TAB: 1 1

F⁵ **E⁵** **F⁵** **G^{b5}**

TAB: 3 2 3 4 4 3
3 2 3 4 4 3
1 0 1 2 2

F⁵ **E⁵** **F⁵** **B^{b5}** **A^{b5}**

TAB: 3 2 3 3 3 3 6
3 2 3 1 1 1 6
1 0 1 1 1 1 4

F⁵ **E⁵** **F⁵** **G^{b5}**

TAB: 3 2 3 4 4 3
3 2 3 4 4 3
1 0 1 2 2

F⁵ **E⁵** **F⁵** **B^{b5}** **G⁵**

TAB: 3 2 3 8 8 8 5
3 2 3 8 8 8 5
1 0 1 6 6 6 3

Fsus⁴ **B^b** **A^bsus⁴** **D**

TAB: 5 8 10 6 8 8 8 6 5

Fsus⁴ **B^b** **A^bsus⁴** **D**

TAB: 5 6 5 8 6 8 8 8 6 5

Fsus⁴ **B^b** **A^bsus⁴** **D**

TAB: 5 6 5 6 5 6 5 6 5 5

Fsus⁴ **B^b** **A^bsus⁴** **D**

TAB: 3

321-41-11

F5 \diamond \diamond \diamond D.S. al Coda

Fsus4 B \flat

A \flat sus4 D \flat

Fsus4 B \flat

A \flat sus4 D \flat

F5

LITHIUM

(Nirvana)

Letra e Música de: Kurt Cobain

Intro: E G#5 C#5 A5 C5 D5 B5 D5

E G#5 C#5 A5 D5 D5 B D E
 I'm so happy because today I've found my friends, they're in my head
 G#5 C#5 A5 C5 D5 B D5 E
 I'm so ugly but that's okay cause so are you we're broken our mirr's
 G#5 C#5 A5 C5 D5 B D E G#5
 Sunday morning is ev-'ry day for all I care and I'm not scared light my
 C#5 A5 C5 D5 B5
 candles in a daze cause I've found god

D5 E5 G#5 C#5 A5 C5 D5 B5 D5 E5
 Hey! Hey! Hey! Hey! Hey! Hey! Hey! Hey! Hey!
 G#5 C#5 A5 C5 D5 B5 D5 E5 G#5 C#5 A5 *
 Hey! Hey! Hey! Hey! Hey! Hey!
 C5 D5 B5 D5
 Hey! Hey!

E G#5 C#5 A5 C5 D5 B D E G#5
 I'm so happy because today I shaved my head and I'm not sad and just
 C#5 A5 C5 D5 B D5 E G#5 C#5
 maybe I'm to blame for all I've heard but I'm not sure I'm so excited
 A5 C5 D5 B D E G#5 C#5 A5
 I can't wait to meet you there but I don't care I'm so horny but that's
 C5 D5 B5
 okay my will is good

Voltar no *

A5 C5 A5 C5 A5 C5 A5 C5 A5 C5
 I like you I'm not gonna crack I miss you I'm not gonna crack I love
 A5 C5 A5 C5 A5 C5 A5 C5 A5
 you I'm not gonna crack I'd kill you I'm not gonna crack I like it I'm not
 C5 A5 C5 A5 C5 A5 C5 A5 C5
 gonna crack I miss you I'm not gonna crack I love you I'm not a gonna
 A5 C5 A5 C5 D5 B5
 crack I'd kill you I'm not a gonna crack

SMELLS LIKE TEEN SPIRIT

(Nirvana)

Letra e Música de: Kurt Cobain, Chris Novoselic e David Grohl

Intro: Fsus4 B \flat Absus4 Db(6x) F5 B \flat 5 Ab5 Db5(2x)

F5 B \flat 5 Ab5 Db5 F5 B \flat 5 Ab5 Db5 F5
 Load up on guns and bring your friends It's fun to lose and to pretend
 B \flat 5 Ab5 Db5 F5 B \flat 5 Ab5 Db5 F5
 She's over bored and self assured oh no, I know a dirty word
 B \flat 5 Ab5 Db5 F5 B \flat 5 Ab5 Db5 F5 B \flat 5 Ab5
 Hello hello hello bow low? Hello hello hello now low? Hello hello *1
 Db5 F5 B \flat 5 Ab5 Db5
 hello now low? Hello hello hello

Fsus4 B \flat Absus4 Db Fsus4 B \flat Absus4
 With the lights out it's less dang'rous here we are now entertain us
 D Fsus4 B \flat Absus4 Db Fsus4 B \flat Absus4 Db F5 E5 *2
 A mullato an albino a mosquito my libido Yay
 F5 G \flat 5 F5 E5 F5 B \flat 5 Ab5 F5 E5 F5 G \flat 5 F5 E5 F5 B \flat 5 Ab5 G5
 Yay Yay

F5 B \flat 5 Ab5 Db5 F5 B \flat 5 Ab5 Db5 F5 B \flat 5
 I'm worse at what I do best and for this gift I feed blessed our litle
 Ab5 Db5 F5 B \flat 5 Ab5 Db5 F5
 group has always been and always will until the end

Voltar no *1

F5 B \flat 5 Ab5 Db5 F5 B \flat 5 Ab5 Db5 F5 B \flat 5
 And I forget just why I taste oh yeah I guess it makes me smile I found
 Ab5 Db5 F5 B \flat 5 Ab5 Db5 F5
 it hard it was hard to find oh well what ever never mind

Voltar no *1

Solo: Fsus4 B \flat Absus4 D Fsus4 B \flat Absus4 Db(8x) F5

F5 Load up.....

Voltar no *1
 Voltar no *2

B \flat Absus4 Db Fsus4 B \flat Absus4 Db Fsus4 B \flat Absus4 Db F5
 My libido a denial a denial a denial a denial a denial

STAY AWAY

(Nirvana)

Letra e Música: Kurt Cobain

Intro: D5 B5 F5 C5 C#5

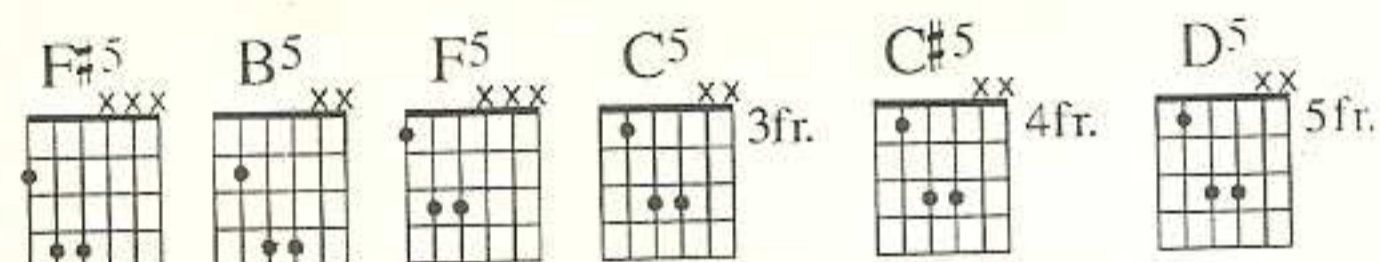
Monkey see, monkey do. I don't know why! I'd rather be dead than cool

I don't know why! Ev-'ry line ends in rhyme. I don't know why! Less is
 D5 B5 F5 C5 C#5 D5 B5 F5
 more, love is blind. I don't know why! Stay, stay away!
 C5 C#5 D5 B5 F5 C5 C#5 D5 B5 F5 C5
 Stay away! Stay away Give an inch, take a

smile. I don't know why! Fashion shifts, fashion style. I don't know why!

Throw it out and keep it in. I don't know why! Have to have poison skin.
 D5 F5 D5 F5
 I don't know why! I don't know why!

D5 B5 F5 C5 C#5 D5 B5 F5 C5 C#5 D5 B5 F5 C5 C#5 D5
 Stay, stay away! Stay away! Stay away
 B5 F5 C5 D5 B5 F5 C5 C#5 D B5 F5 C5 C#5 D B5 F5
 Ah! Stay away Stay away!
 C5 C#5 D5 D5 D B5 F5 C5 C#5 D B5 F5 C5 C#5 D5
 Ah! God is gay!
 D5 D B5 F5 C5 C#5 D B5 F5 C5 C#5 D5 D5
 Ah! Burn the flag! Gotta stay! Ah!



POLLY

(Nirvana)

Letra e Música de: Kurt Cobain

Intro: Em G D C Em G5 D C

Em G D C Em G5 D C Em G5
 Polly wants a cracker I think I should get off of her first I think
 D C Em G5 D C
 she wants some water to put the blow torch

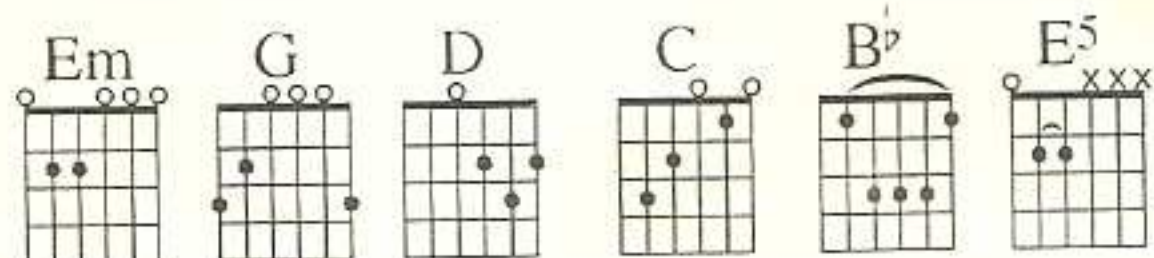
D C G Bb D5 D C G Bb5 D
 I't isn't me we have some seed let me clip your dirty wings
 C G Bb5 D C G Bb5
 let me take a ride don't hurt your self I want some help to help
 D C G Bb5 D5 D C G
 my self I've got some rope you have been told I promise you *
 Bb5 D C G Bb5 D C
 I have been true let me take a ride don't hurt your self I want
 G Bb5 D
 some help to help my self

Em G D C Em G5 D C Em
 Polly wants a cracker may be she would like more food she
 G D C Em G5 D C
 asks me to untie her a chase would be nice for a few

Voltar no *

Em G D C Em G5 D C Em
 Polly says her back hurts and she's just as bored as me she
 G D C Em G5 D C
 caught off my guard It amazes me the will of instinet.

Voltar no * 1 2 3



BAROQUE

Música de: Joe Satriani

ASSINE JÁ!

REVISTA ROCK

Guitar

TAB

trm

TAB
11 10 8 10 8 10 10
10 10 8 8 8 8 8

TAB
15 13 10 8 9 10 12 10
12 14 12 9 12 12 13 11

TAB
4 6 8 6 8 5 7 9 12
1 3 5 7 8 6 8

TAB
11 11 18 11 8 8 11
15 13 17 11 10 10

TAB
11 8 8 10
15 11 18 11 10 8 10

TAB
11 8 8 11
15 11 18 11 10 15

TAB
11 11 11 11 11 11 11 11
15 15 13 11 15 15 13 11

TAB
10 10 10 10 10 10 10 11
13 13 11 10 13 13 11 10

TAB
11 11 11 11 11 11 11 11
15 15 13 11 15 15 13 11

TAB
10 10 10 10 10 10 10 10
13 13 11 10 13 13 11 10

TAB
10 10 14 15 15
12 10 12 15
10 12 13

TAB
14 15 12 15 15
15 15 15 12 10 12 12
11 13 10 12 13

TAB
14 13 15 17 15 15
15 15 17 12 10 11 15
13 10 12 13

TAB
14 15 12 16 15 13 15
13 15 15 15 15 13 13
11 11 15 15 13

Sheet music for guitar with TAB. The piece is in B-flat major and 6/8 time. It features a sequence of chords: Dm, C, B^o, Am, and their inversions. The notation includes standard musical notation with a treble clef and a key signature of one flat, as well as guitar-specific TAB for each system. The TAB includes fret numbers for the six strings and dynamic markings like 'trm' for tremolo. The piece concludes with a final chord and a fermata.

ADVANCED LEVEL GUITAR TECHNIQUE

VALMYR TAVARES



Este é um exemplo que engloba numa só frase algumas idéias interessantes de técnica de guitarra.

Eu abro essa coluna com uma sequência de "pedal point" em semi-colcheias, com palhetadas absolutamente alternadas, ou seja, ↓ ↑ ↓ ↑ (para baixo ↓, para cima ↑), com 4 notas por tempo. Do 4º ao 5º compasso, segue-se uma sequência de micro arpejos em sextina (seis notas por tempo). Os arpejos são: Dm, C, B^o, Am, daí em diante eu mantenho

Am, só usando as suas inversões (3ª, 2ª e 1ª inversão). O sentido das palhetas são da maior importância para que se chegue a um resultado satisfatório. Elas são: (↓, pull off, ↑ ↓ ↓), ao final segue-se o acorde de **E (Mi Maior)**, com uma fermata acima do acorde (∩), o que indica que nesse momento a duração do acorde fica "ao critério do freguês".

Para finalizar, nos últimos compassos (6ª e 7ª), segue-se uma sequência de arpejos diminutos, que são anunciados pelo acorde de **E (Mi Maior)**, citado anteriormente, o exemplo é interessante e melódico, com um teor clássico, volto a afirmar que o uso do metrônomo é indispensável para quem deseja avanços como guitarrista.

Você poderá ter outras dicas nas Video-Aulas (THRASH GUITAR TECHNIQUE e ERUDITHUM GUITAR TECHNIQUE), ou se quiser ter aulas pessoalmente com *Valmyr Tavares*, ligue para (011) 692-7061.

Continuation of the sheet music with TAB. This section features a complex sequence of sixteenth-note arpeggiated chords (micro arpeggios) in sixteenth-note groups. The TAB includes detailed fret numbers and dynamic markings like 'p' for piano. The piece concludes with a final chord and a fermata.