






Sul

For String Orchestra

Joo Won Park

©2005

Performance Notes

	<p><i>jeté</i> - Produce as many jeté notes as possible in a given note duration</p>
	<p>L.V. Sempre - Always let the strings vibrate as long as possible after the notated duration.</p>
	<p><i>snap pizzicato</i></p>
	<p>Play the highest note possible</p>
	<p><i>s.p.</i> - sul ponticello</p>
	<p><i>s.p. on on the bridge</i> - Bow directly on the bridge. Mute strings with hand at the notated pitch to produce non-pitched noise.</p>
	<p><i>s.t.</i> - sul tasto</p>
	<p>Tremolos - ALL tremolos are non-rhythmic</p>
	<p>gradually speed up to tremolo</p>
	<p>Section E : all players, except the principals and contrabass, will play their parts in random tempo, uncoordinated with each other. Each player will end in different tempo and at a different time.</p>

Sul

JWP

A ♩ = 90

sul D senza vib gradually add vib.

gradually speed up to tremolo

poco a poco s.p. on the bridge - - -

Violin 1 (div.)
Musical staff with notes and dynamics: *mf*, *n*, *mf*, *n*, *f*, *n*.
Annotations: *sul D*, *L.V. sempre*.

Violin 2 (div.)
Musical staff with notes and dynamics: *mp*, *mf*, *pp*, *fp*, *mp*.
Annotations: *sul G*, *L.V. sempre*, *sul G & D*, *mf*.

Viola (div.)
Musical staff with notes and dynamics: *mp*, *mf*, *n*, *p*.
Annotations: *sul C*, *L.V. sempre*, *sul C & G*, *mf*.

Cello (div.)
Musical staff with notes and dynamics: *mf*, *pp*, *mf*, *n*.
Annotations: *sul C & G*, *sul D*, *poco a poco s.p. on the bridge*.

Contrabass (div.)
Musical staff with notes and dynamics: *mp*, *n*, *f*, *p*, *mp*, *f*, *pp*, *mp*.
Annotations: *sul E*, *L.V. sempre*, *sul A*, *L.V. sempre*.

Bottom dynamics: *mp*, *mf*, *p*, *mf*.

B

10 *norm.* *L.V. sempre* *sul A*

Vln. 1A *mf* *f* *f*

Vln. 1B *sul G senza vib* *gradually add wide vib* *f* *p* *f* *mp* *p* *f* *norm.* *mf*

Vln. 2A *pp* *f* *f* *f* *f* *f* *f* *s.t.* *f*

Vln. 2B *ff* *mp* *jeté* *pizz tremolo* *norm.* *pp* *f* *n* *p* *pp*

Vla. A *f* *fp* *f* *pp* *f* *n* *p* *pp*

Vla. B *ff* *mf* *jeté* *pp* *f* *n* *p* *pp*

Vc. A *s.p.* *poco a poco norm.* *ff* *mf* *norm.* *poco a poco s.p.* *norm.* *poco a poco senza vib.*

Vc. B *ff* *mf* *mf* *f* *mf* *jeté* *s.t.* *gradually speed up to tremolo*

Cb. A *pp* *mp* *f* *p* *mf*

Cb. B *poco a poco s.p. on the bridge* *norm.* *sul E & A* *sul A* *L.V. sempre* *mf*

n *f* *n* *mf* *mp*

18

[C] $\text{♩} = 120$ *norm. sul E*

Vln. 1A *pp* *n* *f* *ff* *p*

Vln. 1B *pizz* *pp* *p* *ff* *norm.* *p*

Vln. 2A *poco a poco s.p. on the bridge* *s.p. on the bridge* *norm.* *ff* *p*

Vln. 2B *ff* *norm.*

Vla. A *mp* *p* *mf* *p* *ff* *ff* *L.V. sempre*

Vla. B *ff* *sul A s.t.*

Vc. A *senza vib.* *p* *ff* *pp* *norm. L.V. sempre*

Vc. B *f* *ff* *s.p.*

Cb. A *f* *pp* *ff* *ff*

Cb. B *s.p.* *poco a poco s.t.* *norm.*

f *n* *ff*

34 *poco a poco s.t.* *s.t.* *poco a poco s.p.* *s.p.*

Vln. 1A *mf* *p* *mf* *p*

Vln. 1B *n* *f pp* *f mp* *poco a poco s.p.*

Vln. 2A *mf* *p* *mf* *poco a poco staccato*

Vln. 2B *norm.* *mf* *div. f* *poco a poco s.t.*

Vla. A *f* *n* *norm. mf* *mp* *poco a poco s.t.*

Vla. B *mf* *sul C norm.* *f* *n*

Vc. A *n* *n* *poco a poco staccato*

Vc. B *n* *mf* *pp* *f*

Cb. A *poco a poco s.p. to the bridge*

Cb. B *poco a poco s.p. to the bridge*

Detailed description: This page of a musical score covers measures 34 to 40. It features a string quartet (Violins 1A and 1B, Violins 2A and 2B, Violas A and B, and Cellos A and B) and a woodwind section (Flute A and B). The score is marked with various dynamics and performance instructions. Violin 1A starts with a mezzo-forte (mf) dynamic, moving to piano (p) in measure 35, then back to mf in measure 36, and ending at p in measure 40. Violin 1B begins with a piano (p) dynamic, moving to fortissimo (f) and pianissimo (pp) in measure 35, then to mezzo-forte (mf) in measure 36, and ending at p in measure 40. Violin 2A starts with mf, moves to p in measure 35, back to mf in measure 36, and ends with a 'poco a poco staccato' instruction in measure 40. Violin 2B is mostly silent, with a few notes in measure 36 marked 'norm.' and 'mf', and a 'div.' (divisi) section in measure 37 marked 'f'. Viola A starts with a forte (f) dynamic, moving to piano (p) in measure 35, then to mezzo-forte (mf) in measure 36, and ending with a 'poco a poco s.t.' instruction in measure 40. Viola B is mostly silent, with a few notes in measure 36 marked 'norm.' and 'mf', and a 'poco a poco s.t.' instruction in measure 40. Violin C A starts with a piano (p) dynamic, moving to mezzo-forte (mf) in measure 35, then to pianissimo (pp) in measure 36, and ending with a 'poco a poco staccato' instruction in measure 40. Violin C B starts with a piano (p) dynamic, moving to mezzo-forte (mf) in measure 35, then to fortissimo (f) in measure 36, and ending with a 'poco a poco staccato' instruction in measure 40. The Cello and Double Bass parts (Cb. A and B) feature a rhythmic pattern of eighth notes, with a 'poco a poco s.p. to the bridge' instruction at the beginning of the page.

E ♩ = 120

67

solo / norm.

f

(div.)

n

norm.

play in slower tempo (between ♩ = 60 - 110), uncoordinated with ensemble

pp

solo / norm.

f

norm.

play in slower tempo (between ♩ = 60 - 110), uncoordinated with ensemble

pp

solo / norm.

f

norm.

play in slower tempo (between ♩ = 60 - 110), uncoordinated with ensemble

pp

solo / norm.

f

norm.

play in slower tempo (between ♩ = 60 - 110), uncoordinated with ensemble

pp

(div.)

pp

n

