



All by Myself

Music by SERGEI RACHMANINOFF
Words and Additional Music by ERIC CARMEN






Slowly


A5  5fr





When I was young, — I nev - er

mf

Dm6/A  A5  5fr Em6/G  F#7sus  F#7 



need - ed an - y - one, — and mak - ing love was just — for fun. —

Bm  Dm  A  Bdim  E 



Those days — are gone. —

poco rit.



Musical staff with treble clef, key signature of two sharps (F# and C#), and a common time signature. It contains a melodic line with eighth and quarter notes.

Liv-in' a - lone, — I think of all the friends I've known. —
Hard to be sure. — Some-times I feel so in - se - cure, —

Piano accompaniment for the first system, featuring a grand staff with treble and bass clefs. The right hand plays chords and moving lines, while the left hand provides a steady bass line. The tempo marking 'a tempo' is present.

Em6/G

F#7sus

F#7

Bm

Dm



Musical staff with treble clef, key signature of two sharps, and a common time signature. It contains a melodic line with eighth and quarter notes.

But when I dial the tel - e - phone, — no - bod - y's home. —
and loves so dis - tant and — ob - scure — re - mains — the cure. —

Piano accompaniment for the second system, featuring a grand staff with treble and bass clefs. The right hand plays chords and moving lines, while the left hand provides a steady bass line.

A/C#

A7

F#

F#7

B7

Dm/F

E7sus

E7

A



Musical staff with treble clef, key signature of two sharps, and a common time signature. It contains a melodic line with eighth and quarter notes.

All by — my - self, —

Piano accompaniment for the third system, featuring a grand staff with treble and bass clefs. The right hand plays chords and moving lines, while the left hand provides a steady bass line. The tempo markings 'poco rit.' and 'a tempo' are present.

C#m7

G6

F#7sus

F#7

1 Bm

Bdim/F

E7



Musical staff with treble clef, key signature of two sharps, and a common time signature. It contains a melodic line with eighth and quarter notes.

don't wan-na be — all by — my - self an - y - more.

Piano accompaniment for the fourth system, featuring a grand staff with treble and bass clefs. The right hand plays chords and moving lines, while the left hand provides a steady bass line.

2

Bm Bdim/F E7 A C#m7

self an - y - more. All by my - self, don't wan - na live

G6 F#7sus F#7 Bm Dm C#

all by my - self an - y - more.

Freely, moderately

Cmaj7 B Em D/F# G Am F#m7b5 B7sus B7

rit.

with pedal

Em D/F# G Am F#m7b5 B7sus B7 Em D/F# G

Bdim/F C#7 F#m7b5 Am/E B/D# B7 Em7b5 Gm/D A/C# A7

This system contains guitar chord diagrams for Bdim/F, C#7, F#m7b5 (4fr), Am/E, B/D# (4fr), B7, Em7b5, Gm/D, A/C#, and A7. The piano accompaniment features a bass line with triplets in the left hand and a treble line with eighth notes.

Tempo I

Dm7b5 Fm/C G/B G#dim7 A A5

When I was young, — I nev-er

This system includes guitar chord diagrams for Dm7b5, Fm/C, G/B, G#dim7, A, and A5 (5fr). The piano accompaniment continues with triplets in the bass and chords in the treble. The lyrics "When I was young, — I nev-er" are written below the vocal line.

Dm6/A A Em6/G F#7sus F#7

need - ed an - y - one, — and mak-ing love was just — for fun. —

This system includes guitar chord diagrams for Dm6/A, A, Em6/G, F#7sus, and F#7. The piano accompaniment continues with chords in the bass and treble. The lyrics "need - ed an - y - one, — and mak-ing love was just — for fun. —" are written below the vocal line.

Bm Dm A/C# Bm7b5 Bm7b5/E A

— Those days — are gone. — All by — my - self, —




molto rit. *a tempo*

This system includes guitar chord diagrams for Bm, Dm, A/C#, Bm7b5, Bm7b5/E, and A. The piano accompaniment concludes with chords in the bass and treble. The lyrics "— Those days — are gone. — All by — my - self, —" are written below the vocal line. Tempo markings "molto rit." and "a tempo" are present at the bottom.


C#m7  4fr G6  F#7sus  F#7  Bm 







don't wan-na be all by my self an - y -




Bm7b5  Db  Fm7 

more.



Cb6  Bb7sus  Bb7  Ebm  Gbm  Db 

All by my self,



Repeat and Fade

Fm7  Cb6  Bb7sus  Bb7  Ebm  Ebdim/Bbb  4fr Ab7  4fr

don't wan-na live all by my self an - y-more.

