

# LOOK THROUGH MY EYES

Words and Music by  
PHIL COLLINS

Moderately, in 1

C G/C F/C

C G/C F/C C

F C/F Bb5

C

Original key: D major. This edition has been transposed down one whole step to be more playable.



life you'll learn and oh, in time you'll

F(add2)



see, 'cause out there some - where



it's all wait - ing if you keep be -

F(add2)



liev - ing. So don't run, don't hide.

# LOOK THROUGH MY EYES

**C** **Bb/D**

It will be all right. You'll see; trust me.

**Gsus** **A7sus**

I'll be there watching over you. Just take a

**D** **D/F#** **Gsus2** **D/F#**

look through my eyes.

**Em7** **D/F#** **Bm** **A(add4)**

There's a better place somewhere out there. Ooh, just take a



D

D/F#

Gsus2

D/F#

look

through

my

eyes.

Em7

D/F#

Bm7

A(add4)

Ev - 'ry - thing

chang - es.

You'll be

a - mazed

what you'll

G

A

find

if you


look


through


my


B


eyes.













There will be times on this jour - ney,





all you'll see is dark - ness.




D  Bm7 



but out there some - where, day - light finds you




G(add2) 



if you keep be - liev - ing.




C  D 


So don't run, don't hide. It will be all





C/E  Asus 


right. You'll see; trust me. I'll be there



B7sus  2fr

E  E/G# 





watch - ing o - ver you. Just take a look through\_ my\_




Asus2  E/G#  F#m7  E/G#  C#m  4fr





eyes. There's a bet - ter place some - where\_ out there.




B(add4)  E  E/G#  Asus2 

Ooh, just take a look through\_ my\_ eyes.



E/G#  F#m7  E/G#  C#m7  4fr

Ev - 'ry - thing chang - es. You'll be a -





B(add4)

A

Cb

mazed what you'll find

if you look through my —

Db<sup>sus</sup>

Db

Db<sup>sus</sup>

Db

eyes.

F

G/F

Fmaj7

G/F

F

All the things that

you can change,

there's a

G/F

Fmaj7

G

mean - ing in ev - 'ry - thing,

and you



A/G G A/G G

will find all you need. There's so

Detailed description: This system contains the first four measures of the song. The guitar part features chords A/G, G, A/G, and G. The vocal line has lyrics 'will find all you need. There's so'. The piano accompaniment consists of chords in the right hand and a bass line in the left hand.

A/G G B E

much to un - der - stand. Take a look

Detailed description: This system contains measures 5-8. The guitar part features chords A/G, G, B, and E. The vocal line has lyrics 'much to un - der - stand. Take a look'. The piano accompaniment continues with chords and a bass line.

E/G# Asus2 E/G# F#m7

through my eyes. There's a bet - ter

Detailed description: This system contains measures 9-12. The guitar part features chords E/G#, Asus2, E/G#, and F#m7. The vocal line has lyrics 'through my eyes. There's a bet - ter'. The piano accompaniment continues with chords and a bass line.

E/G# C#m B(add4) E

place some - where out there. Ooh, just take a look

Detailed description: This system contains measures 13-16. The guitar part features chords E/G#, C#m, B(add4), and E. The vocal line has lyrics 'place some - where out there. Ooh, just take a look'. The piano accompaniment continues with chords and a bass line.

E/G#



Asus2



E/G#



F#m7



E/G#



through my eyes. Ev - 'ry - thing chang - es.

C#m7



B(add4)



1



You'll be a - mazed what you'll find. Oh,

2



just take a find. (You'll find a bet - ter place) if you

A/C#



B/D#



look through my eyes. (You know there's a bet - ter place.) Just take a



look through my eyes. (Ooh, there's a bet - ter place if you  
If you



look.)  
look through my eyes. Take a

look through my eyes.



Repeat and Fade

Optional Ending