

Give Life Back to Music

Words & Music by Thomas Bangalter, Guy-Manuel de Homem-Christo,
Nile Rodgers & Paul Jackson Jnr.


♩ = 124




© Copyright 2013 Imagem CV.
Sony/ATV Music Publishing/Imagem Music/Copyright Control.
All Rights Reserved. International Copyright Secured.

F  Am 



F 



1, 3.
Am  G  To Coda 



2.
Am  G 

Let the mu -





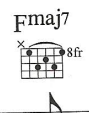
- sic in to-night. Just turn on the mu-sic. Let the mu-sic of your life give



life back to mu-sic. Let the mu-sic in to-night. Just turn on the mu-sic. Let the mu-

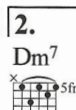
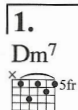


1. - sic of your life give life back to mu-sic. Let the mu- 2. life back to mu-sic.





Musical notation for the first system, featuring piano accompaniment in both treble and bass staves. The treble staff contains a series of chords and melodic lines, while the bass staff provides a steady accompaniment.



Musical notation for the second system, including first and second endings. The first ending leads back to the beginning of the section, and the second ending concludes the phrase. The piano accompaniment continues in both staves.



Musical notation for the third system, featuring a vocal line in the treble staff and piano accompaniment in both staves. The vocal line includes the lyrics "Give".



life back to mu- sic.

Musical notation for the fourth system, featuring a vocal line in the treble staff and piano accompaniment in both staves. The vocal line continues with the lyrics "life back to mu- sic."

Dm



Give life back to mu - sic. Let the mu -

Am



G



- sic in to - night. Just turn on the mu - sic. Let the mu -

Fmaj7



Dm7



Am



- sic of your life give life back to mu - sic. Let the mu - sic in to - night. Just

G



Fmaj7



Dm7



turn on the mu - sic. Let the mu - sic of your life give life back to mu - sic.

Am G Fmaj7

This system contains the first three measures of the piece. The guitar part features a steady eighth-note accompaniment. The piano accompaniment consists of a simple bass line in the left hand and chords in the right hand.

Dm7 Am G

This system contains the next three measures. The piano accompaniment continues with the same rhythmic pattern, while the guitar part introduces a more complex chordal texture.

Fmaj7 Dm7 Am

Let the mu - sic in to-night. Just

This system contains the next three measures, starting with the vocal line. The piano accompaniment provides harmonic support for the vocal melody.

G Fmaj7 Dm7 Am

turn on the mu-sic. Let the mu - sic of your life give life back to mu-sic. Let the mu - sic in to-night. Just

This system contains the final three measures of the piece. The piano accompaniment concludes with a final chord, and the guitar part provides a rhythmic accompaniment for the vocal line.

D.S. al Coda

G

Fmaj7

Dm7

Am



turn on the mu - sic. Let the mu - sic of your life give life back to mu - sic.

⊕ Coda

F



Am



F



Am



G



Repeat to fade

