

Hometown Glory

Words & Music by Adele Adkins

Original key B \flat minor

$\text{♩} = 60$

Asus²

Gadd⁹

Em

Fmaj⁷

Am⁷

Gadd⁹

Em⁷

Fmaj⁷

Musical notation for the first system, featuring a treble and bass clef with a 4/4 time signature. The melody is in the treble clef, and the accompaniment is in the bass clef. The chords are Asus², Gadd⁹, Em, Fmaj⁷, Am⁷, Gadd⁹, Em⁷, and Fmaj⁷.

Am

G

Em⁷

Fadd⁹

Am

Gadd⁹

Em⁷

Fadd⁹

Musical notation for the second system, continuing the melody and accompaniment. The chords are Am, G, Em⁷, Fadd⁹, Am, Gadd⁹, Em⁷, and Fadd⁹.

Am

G

Em

Fadd⁹

Am

G

Em⁷

Fsus²

Musical notation for the third system, concluding the main melody and accompaniment. The chords are Am, G, Em, Fadd⁹, Am, G, Em⁷, and Fsus².

$\text{♩} = 124$

Am

C/G

C/E

I.

Fmaj⁷

Musical notation for the fourth system, featuring a treble and bass clef with a 4/4 time signature. The melody is in the treble clef, and the accompaniment is in the bass clef. The chords are Am, C/G, C/E, and Fmaj⁷.

2.

Fmaj7



Am



C/G



1. I've been walk-ing in the same way _____ as I _____
(2.) like it in the cit - y when _____ the air is so _____

C/E



Fmaj7



Am



_____ thick _____ and _____ did; _____ I miss-ing out the cracks in the pave -
o - paque. _____ love _____ to see ev - 'ry - bod -

C/G



C/E



- ment _____ and tut - ting my heel _____ and strut - ting my
- y _____ in short _____ skirts, _____ shorts _____ and shades. _____
_____ 3

Fmaj7



Am



feet. _____ "Is there an - y - thing I can do for you, _____
I like it in the cit - y _____ when _____

C/G

C/E

Fmaj7



— dear? Is there — an - y - one I could — call?"
— two — worlds — col - lide; — you get the



Am

C/G

C/E



"No and thank - you, please Mad - am. I ain't lost — just wan -
peo - ple and the gov - ern - ment, ev - 'ry - bod - y tak - ing — diff - 'rent sides..



1° only


F

2° only

Fmaj7



- der - ing." Round my



Am

C/G



Shows that we ain't gon - na stand it. Shows that we are u - nit -



C/E Fmaj⁷

- ed. Shows that we ain't gon - na take it.

Detailed description: This system contains the first two measures of music. The vocal line starts with a quarter note on 'ed.', followed by a half note on 'Shows', a quarter note on 'that', a quarter note on 'we', a quarter note on 'ain't', a quarter note on 'gon', a quarter note on 'na', a quarter note on 'take', and a quarter note on 'it.' The piano accompaniment features a steady eighth-note chordal pattern in the right hand and a simple bass line in the left hand.

Am C/G C/E

Shows that we ain't gon - na stand it. Shows that we are u - nit - ed.

Detailed description: This system contains the next three measures. The vocal line continues with 'Shows that we ain't gon - na stand it. Shows that we are u - nit - ed.' The piano accompaniment maintains the same rhythmic pattern as the first system.

Fmaj⁷ Am C/G

Round my home - town mem - o -

Detailed description: This system contains the next three measures. The vocal line has a melisma on 'mem - o -'. The piano accompaniment continues with the same pattern.

C/E Fmaj⁷ Am

- ries are fresh. Round my home - town,

Detailed description: This system contains the final three measures. The vocal line concludes with '- ries are fresh. Round my home - town,'. The piano accompaniment continues with the same pattern.

C/G C/E Fmaj7

oh, the peo - ple I've met are the

Am C/G C/E

won - ders of my world, are the won - ders of my

2° vocal ad lib.



Fmaj7 Am C/G

world, are the won - ders of this world, are the

C/E

1. Fmaj7 2. Fmaj7

won - ders of now. 2. 1

Am  C/G 

Doot 'n' doot 'n' doot 'n' doo oh.



C/E  Fmaj7  Am 


Yeah,



C/G  C/E  Fmaj7 

yeah. Are the



Am  C/G  C/E 

won - ders of my world, are the won - ders of my



Fmaj⁷ **Am** **C/G**
 world, are the won - ders of this world, are the
C/E **Fmaj⁷** **Am**
 won - ders of my world,
C/G **C/E** **Fmaj⁷** **Am**
 of my world, yeah. Of my world,
C/G **C/E** **Fmaj⁷** **Am**
 of my world, yeah.