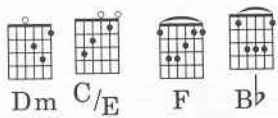




THESE WORDS

Tekst en muziek: S.A.Kipner
N.Bedingfield
A.Frampton
W.Wilkins
Pianobew.: Paul Natte

♩ = 87



Couplet

Chords: Dm, C/E, F, Bb, F, F

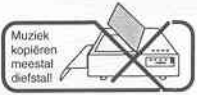
ee Threw some chords to-ge-ther

Chords: Dm, C/E, F, Bb, F

The com-bi-na-tion D - E - F Is who I am, is what I do and no-one's gon-na let it down for you-

Chords: F, Dm, Bb

I try to fo-cus my— at - ten - tion but I feel so A - D - D I need some help, some in-spi-ra-tion



F Gm Dm C/E F

(but it's not coming ea-si-ly) Whoah oh. Trying to find the ma - gic Trying to write a clas - sic

Gm Dm C/E F Gm

Don't you know, don't you know, - don't you know? - Whoa - oh Waste-bin full - of pa-per

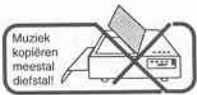
Refrein

Dm C F Dm F Bb

Cle-ver rhymes, see you la - ter These words are - my - own from my - heart

Bb F C F

flow I love you, I love you, I love you, I love you There's no o - ther -



Dm F B \flat F C

— way to bet - ter — say I love you, love you

The first system of the musical score features a vocal line in treble clef and piano accompaniment in grand staff. The key signature has one flat (B-flat major or D minor). The vocal line starts with a Dm chord, followed by F, B-flat, F, and C. The lyrics are: "— way to bet - ter — say I love you, love you".

Couplet

F Dm C/E F

Read some By-ron, Shel-ly and Keats Re - ci - ed it o - ver a Hip - Hop — beat

The second system is labeled "Couplet". The vocal line starts with an F chord, followed by Dm, C/E, and F. The lyrics are: "Read some By-ron, Shel-ly and Keats Re - ci - ed it o - ver a Hip - Hop — beat".

B \flat F

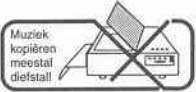
I'm ha-ving trouble say-ing what I mean with deadpoets and drum ma-chines

The third system starts with a B-flat chord, followed by F. The lyrics are: "I'm ha-ving trouble say-ing what I mean with deadpoets and drum ma-chines".

F Dm C/E F

You know I had some stu-di - o time booked but I couldn't find a kil - ler — hook

The fourth system starts with an F chord, followed by Dm, C/E, and F. The lyrics are: "You know I had some stu-di - o time booked but I couldn't find a kil - ler — hook".



B \flat **C**

Now you've gone and raised the bar right up noth-ing I write is e - ver good e-nough

§ Refrein **F** **Dm** **F** **B \flat**

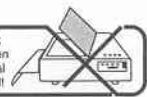
These words are my own from my heart flow I

F **C** **F** **Dm** **F** **B \flat**

love you, I love you, I love you, I love you There's no o - ther way to bet - ter -

1. **F** **C** **2.** **F** **C** Φ

- say I love you, love you love you, love you



Dm A Dm

I'm get-ting off my stage The cur-tains pull a-way No hy-per bowl to hide be-hind

Dm A Dm

My na-ked soul ex-po-ses Whoah.

Dm Gm

Whoah. Trying to find the ma-gic

Gm C4 C met herh. al

Trying to write a clas-sic Waste-bin full of pa-per Cle-ver rhymes, see you la-ter



F Dm F B \flat

These words are my own from my heart flow

The first system of the musical score. It features a vocal line in the upper staff and piano accompaniment in the lower two staves. The key signature has one flat (B-flat major or D minor). The time signature is 4/4. The lyrics are "These words are my own from my heart flow". The chords indicated above the vocal line are F, Dm, F, and B \flat . The piano accompaniment consists of chords in the right hand and a simple bass line in the left hand.

F C F Dm

I love you, — I love you, — That's all I got to say You think of the bet-ter

The second system of the musical score. It continues the vocal line and piano accompaniment. The lyrics are "I love you, — I love you, — That's all I got to say You think of the bet-ter". The chords indicated above the vocal line are F, C, F, and Dm. The piano accompaniment continues with chords in the right hand and a bass line in the left hand.

B \flat F C F

way and that's all I've got to say I love you, is that o - kay?

The third system of the musical score. It concludes the vocal line and piano accompaniment. The lyrics are "way and that's all I've got to say I love you, is that o - kay?". The chords indicated above the vocal line are B \flat , F, C, and F. The piano accompaniment continues with chords in the right hand and a bass line in the left hand.