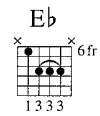
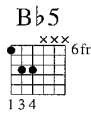
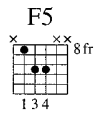
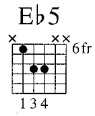


Spiderwebs

Words and Music Gwen Stefani and Tony Kanal



Gtr. 7: Capo III

Intro

Moderately Fast ♩ = 144
Half-Time Feel

Gtr. 1 (slight dist.)

Chord symbols: *Bb, F, Gm, Eb

mf

TAB: 6 6 7 | X X X 6 | X X X 7 | 1 1 2 | X X X 1 | X X X 2 | X 3 | X X X 3 | X X X 3 | 6 8 | X X 6 | X X 8

Bass

Bass Fig. 1

End Bass Fig. 1

TAB: 1 0 3 0 | 1 1 0 3 | 1 3 0 1 0 3 | 0 1 0 3 | 0 1 0 3 | 0 1 0 3 | 0 3 0

*Chord symbols reflect implied tonality.

Bb

F

Gm

Gtr. 1 tacet

N.C.

*Gtrs. 2 & 3 (dist.)

End Half-Time Feel

mf

TAB: X X 6 | X X 6 | 1 1 1 | X X 1 | X X 3 | X X 3 | 8 8 7 7 | 5 5 | 8 7 | X X 6 | X X 7 | 2 2 | X X 2 | X X 3 | X X 3 | 6 6 5 5 | 3 3 | 6 5

*composite arrangement

Bb

Bass: w/ Bass Fill 1, 2nd time

1. You
2. You're in -

Riff A

End Riff A

P.M. P.M. P.H. P.M. P.H. P.M. P.H. P.M. P.H. P.M. P.H. P.M. P.H.

simile on repeat

Bass Fig. 2

End Bass Fig. 2

simile on repeat

Verse

Gtrs. 2 & 3: w/ Riff A, 1 1/2 times, simile

Bass: w/ Bass Fig. 2, 1 1/2 times, simile

Bb

Bass: w/ Bass Fill 2, 2nd time

Bass Fill 1
Bass

Bass Fill 2
Bass

N.C.

Pre-Chorus

8va Eb5

Gr. 3

I like what I hear. And now I'm
 "Please (just) let me be." Com-mu-ni

Gtrs. 2 & 3

8va loco

P.M. P.H. P.M.

Gr. 2

(Gr. 3 cont. in slash)

P.M.

8 8 1 3 1 3 5 3 5 3

pitch: D

Bass

3

simile on repeat

1 1 3 1 3 1 3 5 3 5 3 0 6 6 6 6 6 5 6 6

F5 Bb5 G5

stuck in the, the web you're spin ning. You've
 ca - tion, a tel - e - phon - ic in va - sion. I'm

P.M. P.M. P.M. P.M.

10 10 10 10 10 10 10 10 3 3 3 3 3 3 3 3 3 3 3 3 3 3 3 3 3 3

8 8 8 10 8 10 8 6 6 6 6 6 5 6 5 3 3 3 6 5 3 6 3

Chorus

E \flat 5

Gtrs. 4 & 5: w/ Fill 1

B \flat

(cont. in notation)

got me for your prey... Sor - ry, I'm not home right now. I'm
 plan - ning my es - cape... (Ah. _____)

Gtrs. 2 & 3 Riff B

P.M. -----

8 8 8 8 8 8 8 8
 8 8 8 8 8 8 8 8
 6 6 6 6 6 6 6 6

1 1 1 1 1 1 1 0

6 6 6 6 6 5 6 6 8

1 1 1 1 1 1 1 1

*Both gtrs. produce random P.H. throughout Chorus.

F

Gm

N.C.(E \flat)

walk - ing in - to spi - der - webs, so leave a mes - sage and I'll call you back.

End Riff B

1 1 1 1 1 1 1 0 3 3 3 3 3 3 3 0 6 6 5 5 3 3 1 0

1 1 1 1 1 1 1 1 3 3 3 3 3 3 3 3 1 1 0 0 3 3 1 0

Fill 1

Gtr. 4 (dist.)

mf steady gliss.
w/ slide

TAB

10 10 10

Gtr. 5 (dist.)

mf steady gliss.
w/ slide

TAB

8 8

Gtrs. 2 & 3: w/ Riff B
B \flat

1. N.C.(E \flat)
2. N.C.(E \flat)

A like - ly sto - ry, _ but leave a mes - sage and I'll call you back. you back. _ And
(Ah. _ _)

1 1 1 1 1 1 1 1 | 8 8 8 8 8 8 8 8 | 10 10 10 10 10 10 10 10 | 1 1 0 0 3 3 1 0 || 1 1 0 0 3 3 1 0

B \flat F Gm N.C.(E \flat)

it's all your _ fault; _ I screen my phone _ calls. _ No

1 1 0 0 3 3 1 0 || 1 1 0 0 3 3 1 0

Rhy. Fig. 1
Gtrs. 2 & 3

End Rhy. Fig. 1

3 3 3 3 3 3 | 1 1 1 1 | 3 3 3 3 | 3 3 3 3 | 6 6 5 5 3 3 1 0

Bass Fig. 3

End Bass Fig. 3

1 1 0 1 0 1 0 | 1 1 0 1 0 1 0 | 3 3 0 3 0 3 0 | 3 3 1 0

Gtrs. 2 & 3: w/ Rhy. Fig. 1
Bass: w/ Bass Fig. 3

B \flat F Gm N.C.(E \flat)

1. mat - ter who _ calls, _ I got - ta screen _ my phone _ calls. _
2. mat-ter, mat-ter, mat-ter, mat-ter,

To Coda ⊕

1 1 0 0 3 3 1 0 || 1 1 0 0 3 3 1 0

Guitar Solo

Gm

Rhy. Fig. 2

E \flat

End Rhy. Fig. 2

†Gtrs. 2 & 3

*Gtr. 6 (dist.)

mf

grad. bend

11/2

grad. release

**Gtr. 7 (clean)

mf w/ chorus
let ring throughout

Bass

*Backwards gtr. arr. for gtr.

**Capo at 3rd fret. Capo becomes "0" in TAB.

†Rhythm is produced by switching toggle switch back & forth between on & off positions.

Gtrs. 2 & 3: w/ Rhy. Fig. 2

Gm

E \flat

Gtr. 6

Gtr. 7

Bridge

Gtrs. 2 & 3: w/ Rhy. Fig. 2, 3 times
 Gtr. 6 tacet
 Gm

Now it's gone too deep. (Now it's gone too You

Gtr. 7

3 3 3 3 6 3 3 3 | 3 3 3 6 3 3 3 | 6 6 6 6 8 8 8 8 | 10 10 10 8 10 8

wake deep. me in my sleep. Wake me in my My

3 3 3 3 6 3 3 3 | 3 3 3 3 6 3 3 3 | 6 6 6 6 1 1 1 1 | 3 3 3 3 6 6 6 6

dreams sleep. be come night mares Dreams be come 'cause you're night - mares.

3 3 3 3 6 3 3 3 | 3 3 3 3 6 3 3 3 | 6 6 6 6 5 6 6 6 | 6 8 6 5 6 5 6 5

B \flat F Gm N.C.(E \flat)

It's all your fault. It's all your fault.

B \flat F Gm

No mat - ter who calls. No mat - ter who

Outro
A Tempo

Bass: w/ Bass Fig. 1
B \flat

Gtrs. 2 & 3 tacet
F

N.C.(E \flat)
rit.

calls. Oh. I'm walk - ing in - to spi - der - webs, so

Gtrs. 2 & 3
rit.

Gtr. 2 *8va*

Gtr. 3 *divisi*

P.H. *full*

6 5 3/3 1 1 13

pitch: D

*Gtrs. 1 & 8 (slight dist.)

mf

Bass
rit.

1 1 0 0 3 3 1 0

*composite arrangement

w/ ad lib. Lead Voc.
Bass: w/ Bass Fig. 1, simile, till fade
B \flat

Gm Eb

leave a mes - sage and I'll call you back. I'm walk - ing in - to

Gtrs. 1 & 8

simile on repeats

F Gm Eb

spi - der - webs, ah, leave a mes - sage and I'll call you back.

Play 5 Times and Fade