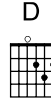
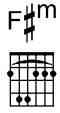


♩ = 145

Break Free

Words and Music by Joel Houston, Matt Crocker
and Scott Ligertwood

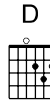
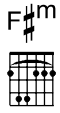


no rpt on DC

el gtr.

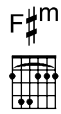
The first system of the score features a vocal line in treble clef and piano accompaniment in grand staff. The key signature has three sharps (F#, C#, G#) and the time signature is common time (C). The vocal line begins with a double bar line and a repeat sign, followed by a series of slashes indicating guitar accompaniment. The piano accompaniment starts with a whole note chord in the right hand and a steady eighth-note bass line in the left hand.

A



V1: Would you be - lieve — me would you lis - ten if I told you — that,
 V2: Who would have thought — that God would give His one and on - ly — Son.
 V3: Now is the time — to take the free - dom that has come our — way.

The second system continues the vocal line and piano accompaniment. The vocal line has three parts (V1, V2, V3) with lyrics. The piano accompaniment features a sustained chord in the right hand and a consistent eighth-note bass line in the left hand.



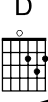
there is a love — that makes a way and ne - ver holds you —
 Ta - king a stand — u - pon the cross to show us per - fect —
 Of - fer our lives — to see the glo - ry — of Your —

The third system continues the vocal line and piano accompaniment. The vocal line has lyrics. The piano accompaniment features a sustained chord in the right hand and a consistent eighth-note bass line in the left hand.


D   F#m 



— back. — P'chs: So won't you break free. Won't you
 — love. —
 — Name. —




D 

break free, get up and dance — in His love? — So



F#m  

won't you break free? Won't you break free, get up and dance — in His love? —




2, 3 D



A



in His love?— Love ne-ver en-ding.— Chs: There's no e - sca - ping—the truth,—




D



F#m



— there's no mis - ta - king—it's You.— God, for - e - ver—we'll—



D




A




D.C 1st x




get up and dance.— Get up and dance,— and praise You. There's no e-




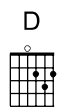
D F#m




sca - ping — Your — light. — No mis - ta - king — Your — life. — A - cross the



D Last to 



world we — will — get up and dance. — Get up and dance, — and praise You.




E F#m

D D



drums Bridge: And — for — all our days, — we are —



D E F#m

hol - ding on. Hol - ding on. To all Your ways, we are

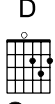
D E F#m

hol - ding on. Hol - ding on to all You've said, and You've


D E F#m

done. We are hol - ding on to Your

D




love. Now we will

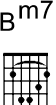


E


F#m



Bm7




dance. etc. So




F


F#m



Bm7



won't you break free? Won't you break free? Get up and dance, won't you break free?



F#m



Play 3x

Musical notation for the first system, including a treble clef staff with a key signature of three sharps and a piano accompaniment.

So won't you break free? Won't you break free? Get up and dance—

Piano accompaniment for the first system, showing both treble and bass clef staves.

Bm7



D



D al Coda

Musical notation for the second system, including a treble clef staff with a key signature of three sharps and a piano accompaniment.

in His love. Love ne-ver en - ding—

Piano accompaniment for the second system, showing both treble and bass clef staves.

G

F#m



Coda

Musical notation for the third system, including a treble clef staff with a key signature of three sharps and a piano accompaniment.

Piano accompaniment for the third system, showing both treble and bass clef staves.