

BE PREPARED

Music by ELTON JOHN
Lyrics by TIM RICE

Steadily, rhythmically



Scar: I know that your powers of re - ten - tion are as



wet as a wart-hog's back - side. But, thick as you are, pay at -



ten - tion: my words are a mat - ter of pride. It's

Cm Am Cm

clear from your va - cant ex - pres - sions the lights are not all on up -

Detailed description: This system contains the first two lines of music. The top line is the vocal melody with lyrics. The piano accompaniment consists of a right-hand treble clef staff and a left-hand bass clef staff. Chord diagrams for Cm, Am, and Cm are shown above the vocal line. Trills are indicated by 'tr' above notes. Triplet markings '3' are placed over groups of notes in both the vocal and piano parts.

Am G C

stairs. But we're talk - ing kings and suc - ces - sions. E - ven

Detailed description: This system contains the second two lines of music. The vocal line continues with lyrics. The piano accompaniment continues with the same two-staff format. Chord diagrams for Am, G, and C are shown above the vocal line. A dynamic marking of *mf* is present in the piano part.

Bm7b5 E7 Am


you can't be caught un - a - wares. So pre - pare for the chance - of a

Detailed description: This system contains the third two lines of music. The vocal line continues with lyrics. The piano accompaniment continues with the same two-staff format. Chord diagrams for Bm7b5, E7, and Am are shown above the vocal line. A dynamic marking of *f* is present in the piano part.

Dm G C

life - time. Be pre - pared for sen - sa - tion - al news. A


Detailed description: This system contains the final two lines of music. The vocal line concludes with lyrics. The piano accompaniment concludes with the same two-staff format. Chord diagrams for Dm, G, and C are shown above the vocal line. Triplet markings '3' are present in both the vocal and piano parts.




shin-ing new e - ra is tip - toe - ing near - er. And where do we fea - ture? Just

Shenzi:

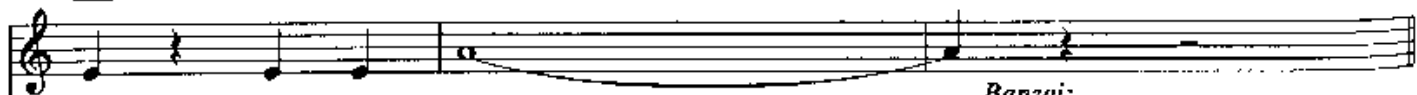
Scar:



lis - ten to teach - er! I know it sounds sor - did, but you'll be re - ward - ed when at



last I am giv - en my dues - and in - jus - tice de - li - cious - ly

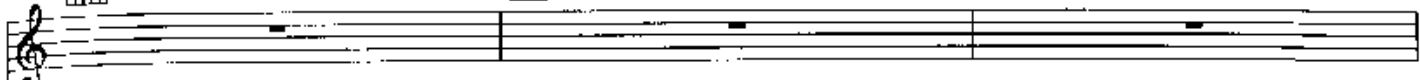


squared. +Chorus: Be pre - pared!

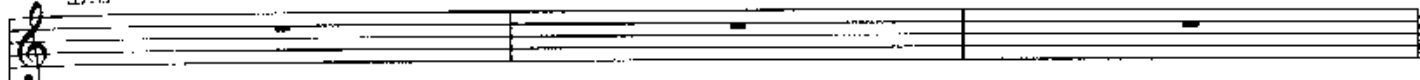
Banzai:

(Spoken:) Yeah, be prepared, heh






heh. We'll be prepared, heh. For what? Scar: For the death of the king. Banzai: Why, is he sick? Scar: No, fool, we're gonna



kill him. And Simba, too. Shenzi: Hey, big deal! Who needs a king? Shenzi & Banzai: No king, no king! La la la la



la la. Scar: Idiots! There will be a king! Banzai: Hey, but you said, er... Scar: I will be king!



Stick with me and you'll never go hungry again! Shenzi: Yay!...





Banzai: Yeah, alright! Shenzì: Alright! Long live the King! Other Hyenas: Long live the King! Ha ha ha!



Chorus: It's great that we'll soon be connect - ed with a



king who'll be all - time a - dored. Scar: Of course, quid pro quo, you're ex-



pect - ed to take cer - tain du - ties on board. The

Cm



Am



Cm



fu - ture is lit - tered with priz - es.

And though I'm the main ad - dress -

ee,

the point that I must em - pha - size is you

Bm7b5



E



won't get a sniff with - out me!

So pre -

Am



Dm



pare

for the coup

of the cen - t'ry.

Be pre -

G C

pared for the murk - i - est scam. Me -

Em Am Dm G

tie - u - lous plan - ning, te - nac - i - ty span - ning, de -

Em Am Dm G

cades of de - ni - al is sim - ply why I'll be

C C/Bb

king un - dis - put - ed, re - spect - ed, sa - lut - ed and

A7



Dm



Bm7b5



seen for the won - der I am. Yes, my teeth and am - bi - tions are

bared. Be pre - pared! +Chorus: Yes, our

Bm7b5



teeth and am - bi - tions are bared. Be pre -

Am



F



E



Am



pared!

Wild laughter

molto rit.