


# SPEELKLAAAR

eenvoudige bewerkingen voor:

- piano & keyboard
  - aparte lead-sheet
- met alle teksten en gitaarakkoorden

221

OKTOBER 2005



LOVE YOU MORE - Racoon

AMARILLO - Albert West

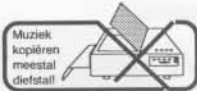
YOU'RE BEAUTIFUL - James Blunt

FEARLESS - Kane



B.V. Muziekuitgeverij XYZ  
Ambachtsweg 42, 1271 AM Huizen-Holland  
voor de handel European Music Centre-Huizen

XYZ-1334



# LOVE YOU MORE

Tekst en muziek: Bart van der Weide  
Dennis Huige  
Paul Bukkens  
Stefan de Kroon  
Pianobew.: Paul Natte

♩ = 170

Am7  G 



red. per akkoord.....

Am  G 



## Couplet

Am7  G 



Clouds a - bove — go sail - ing by



Am7 G

I found my mean - ing in this life

Am7 G

clear white is fly - ing in my eyes un - der - neath a blue blue

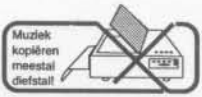
Am7 G

sky The waves — come rol - ling in with the tide —

Refrein

Dm7 C G

I've been a - way — too long



Dm7 C

and eve - ry - day — I missed — you more —

Dm7 C G

You look like you did — be - fore on - ly pret - ti - er —

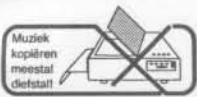
F2

1. G

Eve - ry - day I love you more —

2. G Am

I love you more —



G Am

eve - ry - day — I love you more — and

G Am G

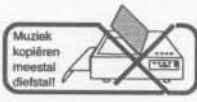
more

Am G

al

Dm7 C G

and eve - ry - day — I missed you more and more and more and more and



Dm7 C G

more— I've been a - way too long

C G

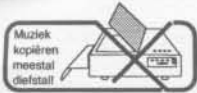
and eve - ry - day — I missed. you more—

Dm7 C G

oh you look like you — did be - fore on - ly pret - ti - er—

F G

— e - very - day I love— you more I love you



Am7 G

more — eve - ry - day —

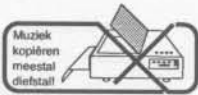
Am7 G

I love you more —

Couplet 2. All the people rushing by, by, by  
looking for meaning in this life  
so used up, and blinded by lies,  
They're underneath the blue, blue sky  
the way they seldom seem to smile  
I don't know why.

'Cause I've been away too long  
and everyday I missed you more.  
You look like you did before,  
only prettier.  
Everyday I love you more.

I love you more,  
everday I love you more,  
and more.



# AMARILLO

Tekst en muziek: N.Sedaka  
H.Greenfield  
Pianobew.: Paul Natte

Rock

♩ = 130

The musical score is arranged in three systems. Each system consists of a vocal line, a piano accompaniment (treble and bass clefs), and guitar chord diagrams. The key signature is A major (three sharps) and the time signature is 4/4. The tempo is marked as 130 beats per minute. The lyrics are 'Sha la la la la' repeated across the vocal lines. The guitar chords are A, D, and E. The piano accompaniment features a rhythmic pattern of chords and single notes in both hands.



Couplet

A D A

When the day is dawn - ing on a Te - xas sun -



E A D

day mor - ning How I long to be — there



A E Bridge F

with Ma - ry who's wai - ting for me — there Eve - ry lone - ly ci -



C F C

ty where I hang my head —



F C E

ain't as half as pret - ty as where my ba - by's at—



**Refrein**

E A D

Is this the way to Am - a - ril - lo



A E7 A

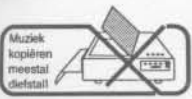
eve - ry night I've been hug - gin' my pil - low drea - ming dreams of Am -



D A E7 A

a - ril - lo and sweet Ma - ry who's waits— for me





A D A

Show me the way to Am - a - ril - lo I've been wee - pin' like—

E7 A D

- a wil - low cry - ing o - ver Am - a - ril - low

A E7 A (C) A

and sweet Ma - ry who waits— for me sha la la la la

D A E

la la la sha la la la la la la la

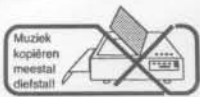


Musical score for the first system. It features a vocal line and a piano accompaniment. The key signature is one sharp (F#) and the time signature is 4/4. The lyrics are: "sha la la la la la la la and Ma - ry who waits—". Chord symbols D, A, and E7 are placed above the vocal line.

Musical score for the second system, showing two endings. The lyrics are: "— for me" and "for me". The first ending is marked "1. A" and the second ending is marked "2. A". A circled 'S' symbol with the text "Fade op" is placed above the second ending. The piano accompaniment continues with chords and a bass line.

Couplet 2. There's a churchbell ringing  
hear the song of joy that it's singinging  
for the sweet Maria  
and a guy who's coming to see her

just beyond the highway  
there's an open place  
and it keeps me going  
through the wind and rain



# YOU'RE BEAUTIFUL

Tekst en muziek: James Blunt  
Amanda Ghost  
Sacha Skarbek  
Pianobew.: Paul Natte

Slowly

♩ = 82

Chord diagrams: C, G/B (3fr.), Am7

4/4 time signature. The system shows a guitar part with chords C, G/B (3fr.), and Am7, and a piano accompaniment with treble and bass staves.

Red. per akkoord.....

Chord diagrams: F, C, G/B, Am7

4/4 time signature. The system shows a guitar part with chords F, C, G/B, and Am7, and a piano accompaniment. The lyrics "My life is bril - liant" are written under the vocal line.

## Couplet 1

Chord diagrams: F, C, G/B

4/4 time signature. The system shows a guitar part with chords F, C, and G/B, and a piano accompaniment. The lyrics "My life is bril - liant. My love is pure.~" are written under the vocal line.



Am7 F C

I saw an an - gel. Of that I'm sure. She smiled at me — on the sub - way.

G/B Am7

She was with an-oth-er man. But I won't lose no sleep on that, — 'Cause I've got a plan. —

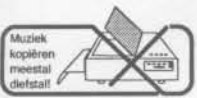
**Refrein**

F G C F G

You're beau-ti-ful. — You're beau-ti-ful. — You're beau-ti-ful, — it's true. —

C F G C G/B

you. — I saw your face — in a crow - ded place, —



Am7

F

G

Am

And I don't know what to do, 'Cause I'll

F

G



C

G/B

Am7

ne - ver be with you.

**Couplet 2**

F

C

G

Yeah, she caught my eye, As we walked on by. She could

Am7

F

C

see from my face that I was, Fly - ing high, And I don't think that I'll



**G/B** **Am7** **al**  $\Phi$

see her a - gain, — But we shared a mo - ment that will last — till the end. —

$\Phi$  **C** **Bridge** **F** **Am** **F** **Am**

la la la — la la la la la — la la

**F** **Am** **Dm7** **G** **Refrein** **F** **G**

la la la — la la la You're beau - ti - ful. —

**C** **F** **G** **C**

You're beau - ti - ful. — You're beau - ti - ful, — it's true. — There





F G C G/B Am7

must be an an - gel with a smile on her face, ———— When she

F G C G/B Am

thought up that I should be with you. ———— But it's

F G Am F G C

time to face — the truth, ———— I will ne - ver be — with you.



# FEARLESS

Tekst en muziek: D. Woesthoff  
Pianobew.: Paul Natte

Rock  
♩ = 86

Chord diagrams: Eb, G4<sup>2</sup>, Gm<sup>3fr.</sup>

20. per akkoord.....

1. Gm/F F | 2. Gm/F F Eb

Couplet 1

Chord diagrams: Eb, Cm7<sup>3fr.</sup>, Gm

It's been a while — I thought I heard you say —

Chord diagrams: F4, F, Eb, Cm7

We go a long way back and now it's gone as -



Gm F F Eb

tray ————— So you're left, a - long the way — on the

Musical notation for the first system, including vocal line and piano accompaniment.

Refrein

Cm7 Eb Cm7

brigh - test day And I say — you're — you're fear - less You're weighed down to the

Musical notation for the second system, including vocal line and piano accompaniment.

Gm F4 F Eb

bone — got — your - self to - ge - ther on — you're way back home You're weight - less,

Musical notation for the third system, including vocal line and piano accompaniment.

Cm7 Gm  $\Phi_2$  F4 F

hea - ven - ly we seem — You — don't have to bo - ther, you — don't have to

Musical notation for the fourth system, including vocal line and piano accompaniment.



♩<sub>1</sub> Couplet 2

E $\flat$  Cm7

stay From were we are what a price to

G4 Gm Gm/F F E $\flat$

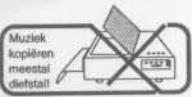
pay Some say he clears your

Cm7 Gm F

path I hope he leads the way for you, the way for you I don't know cause all. I know yeah

E $\flat$  Cm7 E $\flat$

left a - long - the way at the brigh-test day - And I - say just a - long - the way - at the



F

$\text{♩}$  al  $\text{♩}$  1

$\text{♩}$  1

Cm7

brigh-test day ——— and I say

E $\flat$

Cm7

E $\flat$

Cm7

Gm

F4

F

E $\flat$

Cm7



Musical notation system 1. Treble clef: **Gm** | 1. **F4** **F** | 2. **F4** **F**  $\text{al } \Phi_2$   
Lyrics: oh — and you're

Musical notation system 2. Treble clef:  $\Phi_2$  | **F** | **E $\flat$**  | **Cm7**  
Lyrics: both - er you — don't have to both - er you're fear - less —

Musical notation system 3. Treble clef: **Gm** | **F4** **F** | **E $\flat$**   
Lyrics: you're weight - less —

Musical notation system 4. Treble clef: **Cm7** | **Gm** | **F4** **F** | **E $\flat$**   
Lyrics: (none)