


100 SONGS for KIDS



ISBN 0-634-04490-7



HAL • LEONARD®
CORPORATION

7777 W. BLUEMOUND RD. P.O. BOX 13819 MILWAUKEE, WI 53213

100 SONGS for KIDS

STRUM AND PICK PATTERNS	4	Frog Went A-Courtin'	38
A-Hunting We Will Go	5	Git Along, Little Dogies	40
A-Tisket A-Tasket	6	Go Tell Aunt Rhody	39
All Night, All Day	7	Goober Peas	42
Alouette	8	Goosey, Goosey Gander	44
Alphabet Song	10	Grandfather's Clock	46
America, the Beautiful	11	Hail, Hail, the Gang's All Here	45
Animal Fair	12	He's Got the Whole World in His Hands ..	48
Baa Baa Black Sheep	13	Hey Diddle Diddle	49
Barnyard Song	14	Hey, Ho! Nobody Home	50
Be Kind to Your Web-Footed Friends	17	Hickory Dickory Dock	51
The Bear Went Over the Mountain	18	Home on the Range	52
Bingo	20	Hot Cross Buns	54
The Blue Tail Fly (Jimmy Crack Corn)	19	Humpty Dumpty	55
Bye, Baby Bunting	22	Hush, Little Baby	56
(Oh, My Darling) Clementine	23	I've Been Working on the Railroad	58
Cock-a-Doodle-Do	24	If You're Happy and You Know It	57
Do Your Ears Hang Low?	25	It's Raining, It's Pouring	60
Down by the Station	26	Jack and Jill	61
Down in My Heart	30	Jesus Loves Me	62
Dry Bones	27	John Jacob Jingleheimer Schmidt	63
Eensy Weensy Spider	32	Kum Ba Yah	64
Evening Prayer	33	Lavender's Blue	65
The Farmer in the Dell	34	Lazy Mary, Will You Get Up?	66
For He's a Jolly Good Fellow	36	Little Bo-Peep	67
Frère Jacques (Are You Sleeping?)	35	Little Boy Blue	68

Little Jack Horner69	Pop Goes the Weasel98
Little Miss Muffet70	Ring Around the Rosie100
London Bridge71	Rock-a-Bye, Baby99
The Man on the Flying Trapeze72	Row, Row, Row Your Boat102
Mary Had a Little Lamb75	She'll Be Comin' 'Round the Mountain ..	.103
Michael Row the Boat Ashore76	Shoo Fly, Don't Bother Me104
Mister Rabbit77	Simple Gifts105
The Monkey Song78	Simple Simon106
The Muffin Man79	Skip to My Lou107
The Mulberry Bush80	Sweet Betsy from Pike108
My Bonnie Lies Over the Ocean82	Take Me Out to the Ball Game109
My Country 'Tis of Thee (America)84	There Was an Old Woman Who Lived in a Shoe110
Oats, Peas, Beans and Barley Grow85	There's a Hole in the Bottom of the Sea ..	.112
Oh! Susanna86	There's a Hole in the Bucket111
Oh Where, Oh Where Has My Little Dog Gone87	This Little Light of Mine114
The Old Gray Mare88	This Old Man116
Old King Cole89	Three Blind Mice117
Old MacDonald90	Three Little Kittens118
On Top of Old Smoky91	Tom, Tom, the Piper's Son120
Over the River and Through the Woods ..	.92	Twinkle, Twinkle Little Star121
The Paw Paw Patch93	When the Saints Go Marching In122
Peanut Sat on a Railroad Track94	Yankee Doodle123
Pease Porridge Hot95	You're a Grand Old Flag124
Peter, Peter, Pumpkin Eater96	Zacchaeus125
Polly Put the Kettle On97		

STRUM AND PICK PATTERNS

This chart contains the suggested strum and pick patterns that are referred to by number at the beginning of each song in this book. The symbols \sqcap and \vee in the strum patterns refer to down and up strokes, respectively. The letters in the pick patterns indicate which right-hand fingers plays which strings.

p = thumb
i = index finger
m = middle finger
a = ring finger

For example; Pick Pattern 2
is played: thumb - index - middle - ring

Strum Patterns

1	$\frac{4}{4}$	\sqcap \vee \sqcap \vee \sqcap \vee \sqcap \vee
2	$\frac{4}{4}$	\sqcap \vee \sqcap \vee \sqcap \vee \sqcap \vee
3	$\frac{4}{4}$	\sqcap \vee \sqcap \vee \sqcap \vee \sqcap \vee
4	$\frac{4}{4}$	\sqcap \vee \sqcap \vee \sqcap \vee \sqcap \vee
5	$\frac{4}{4}$	\sqcap \vee \sqcap \vee \sqcap \vee \sqcap \vee
6	$\frac{4}{4}$	\sqcap \vee \sqcap \vee \sqcap \vee \sqcap \vee
7	$\frac{3}{4}$	\sqcap \vee \sqcap \vee \sqcap \vee
8	$\frac{3}{4}$	\sqcap \vee \sqcap \vee \sqcap \vee
9	$\frac{3}{4}$	\sqcap \vee \sqcap \vee \sqcap \vee
10	$\frac{2}{4}$	\sqcap \vee \sqcap \vee \sqcap \vee

Pick Patterns

1	$\frac{4}{4}$	T A B p a m i a m
2	$\frac{4}{4}$	T A B p i m a i m a
3	$\frac{4}{4}$	T A B p i a m p i a m
4	$\frac{4}{4}$	T A B p i a i m a
5	$\frac{4}{4}$	T A B p i a m i i a m i
6	$\frac{4}{4}$	T A B p i a m i i a m
7	$\frac{3}{4}$	T A B p i a m p i
8	$\frac{3}{4}$	T A B p i a m
9	$\frac{3}{4}$	T A B p i m a m i
10	$\frac{2}{4}$	T A B p i a

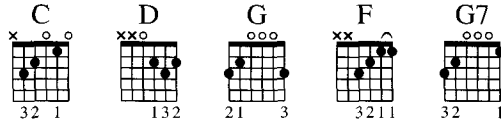
You can use the 3/4 Strum or Pick Patterns in songs written in compound meter (6/8, 9/8, 12/8, etc.).

For example, you can accompany a song in 6/8 by playing the 3/4 pattern twice in each measure.

The 4/4 Strum and Pick Patterns can be used for any meter (6/8, 9/8, 12/8, etc.) by doubling the note

A-Hunting We Will Go

Traditional



Strum Pattern: 4

Pick Pattern: 5

Moderately

Chords: C, D, G

mf A - hunt - ing we will go! A - hunt - ing we will go! We'll

T: 0 3 1 0 2 0 1 1 3 3 3 3 3 3

A: (empty)

B: (empty)

Chords: C, F, C, G7, C

catch a fox and put him in a box! A - hunt - ing we will go! A -

0 0 0 0 1 1 1 1 1 1 0 0 3 3 1 0 3

A: (empty)

B: (empty)

Chords: D, G

hunt - ing we will go! A - hunt - ing we will go! We'll

1 0 2 0 1 0 2 1 3 3 3 3 3 0 3

A: (empty)

B: (empty)

Chords: C, F, C, G7, C

catch a fox and put him in a box! A - hunt - ing we will go!

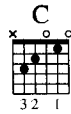
0 0 0 0 1 1 1 1 1 1 0 0 3 3 1 0 3

A: (empty)

B: (empty)

A-Ticket A-Tasket

Traditional



Strum Pattern: 10

Pick Pattern: 10

Moderately

C

mf

A tis - ket, a tas - ket, a green and yel - low bas - ket, I

T							
A	2	0	2 3	0	2 3	0 0	2 2
B		3					

G7

C

wrote a let - ter to my love and on the way I dropped it, I

	3 3	0 0	3 3	0 0	0	3 2	0
							2 3 3

dropped it, I dropped it, and on the way I dropped, it, a

0	2 2	0	2 2	0 0	2 2	0	2 2
3							

G7

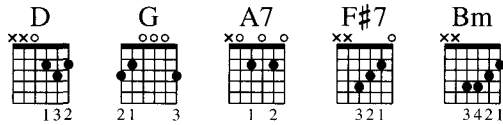
C

lit - tle boy (girl) picked it up and put it in his (her) pock - et.

	3 3	0	3 3	0 0	0	3 2	0
							2 3 3

All Night, All Day

Spiritual



Strum Pattern: 4

Pick Pattern: 3

Verse

Moderately slow (♩-♩-♩)

D G D G A7

mf

1., 2. Day is dy - in' in the west, an - gels watch-in' o - ver me my Lord. ____

TAB: 2 0 3 0 | 2 0 2 3 2 | 0 3 3 0 3 0 | 3 3 0 2

D G F#7 Bm D A7 D A7

Sleep my child and take your rest, an - gels watch-in' o - ver me.

TAB: 2 0 3 0 | 2 0 2 3 2 | 2 3 2 3 0 2 | 3 0 0 0 0 0

Chorus

D G D G A7 D G F#7 Bm

All night, all day, an - gels watch-in' o - ver me my Lord. All night, all day,

TAB: 2 3 2 3 | 0 3 3 0 3 0 | 3 3 0 2 | 2 3 2 3

1. 2.

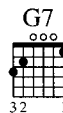
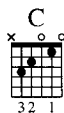
D A7 D D A7 D A7 D

an - gels watch-in' o - ver me. me. An - gels watch-in' o - ver me. ____

TAB: 2 3 2 3 0 2 | 3 2 3 0 | 3 0 2 3 2 3 0 2 | 3 2 3 0 2 3

Alouette

Traditional



Strum Pattern: 10

Pick Pattern: 10

Chorus
Moderately

Chorus

mf A - lou - et - te, gen - tile A - lou - et - te,

T
A
B

A - lou - et - te, je te plu - me - rai.

1
0
2

Verse

1., 7. Je te plu - me - rai la tête, je te plu - me - rai la tête,
2. - 6. See additional lyrics

1
0
2

G7

Et la tête, Et la tête, Et la tête, Et la tête,

Play 7 times

A - lou - ette, A - lou - ette, Oh!

Outro-Chorus

C G7 C

A - lou - et - te, gen - tille A - lou - et - te,

G7 C

A - lou - et - te je te plu - me rai.

Additional Lyrics

- 2) le bec
- 3) le cou
- 4) les jambes
- 5) les pieds
- 6) les pattes

Alphabet Song

Traditional

Chord diagrams for the following chords:

- Bm**: x x 3 4 2 1
- E7**: 2 1
- A**: x o 1 2 3
- A7**: x o 1 2
- D**: x x o 1 3 2
- E**: 2 3 1
- Bm/A**: x o 3 4 2 1
- Dm6/A**: x o 1 3 2
- Esus4**: 2 3 4
- A7/G**: 3 1 2
- D/F#**: 1 2 3
- A/E**: 1 2 3
- E7sus4**: 2 3

Strum Pattern: 3, 4
Pick Pattern: 3, 4

Intro
 Moderately

Verse

Intro: Bm E7 A A7 D E Bm A

mf 1., 2. A, B, C, D, E, F, G, H, I, J, K,

E7 A Bm/A A E7 A Dm6/A A Esus4 E

L, M, N, O, P, Q, R, S, T, U, V, W, X, Y and Z.

A A7/G D/F# A/E Bm A Esus4 E7 A

Now I know my A - B - C's. { Next time won't you play with me? / Tell me what you think of me. }

1. Bm A

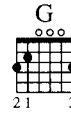
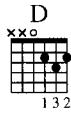
Esus4 E7 A Bm E7sus4 E7 Bm A Bm E7 A

2.

America, the Beautiful

Words by Katherine Lee Bates

Music by Samuel A. Ward



Strum Pattern: 4

Pick Pattern: 3

Verse

Moderately slow

D A7 D

mf

1. O beau - ti - ful for spa - cious skies, for am - ber waves of grain, _____ for

2. See additional lyrics

A E7 A7

pur - ple moun - tain ma - jes - ties a - bove the fruit - ed plain. _____ A -

D A7 D

mer - i - ca! A - mer - i - ca! God shed His grace on thee, _____ and

G D G A7

1. D N.C. D

2. D

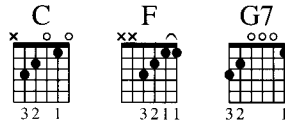
crown thy good with broth - er - hood from sea to shin - ing sea. _____ 2. O sea. _____

Additional Lyrics

2. O beautiful for patriot dream
That sees beyond the years,
Thine alabaster cities gleam
Undimmed by human tears.
America! America!
God shed His grace on thee,
And crown thy good with brotherhood

Baa Baa Black Sheep

Traditional



Strum Pattern: 10
Pick Pattern: 10
Moderately

C F C

mf Baa, baa, black sheep have you an - y wool?

T							
A							
B	3	3	0	0	2	2	2

F C G7 C

Yes, sir, yes, sir, three bags full.

3	3	2	2	0	0	3	0

F C

One for my mas - ter, one for my dame, but

3	3	3	0	0	2	2	0

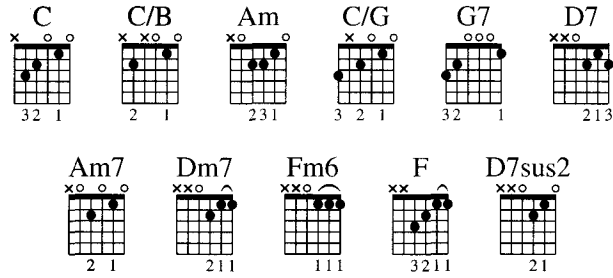
G7 C G7 C

none for the lit - tle boy who cries in the lane.

3	3	3	2	2	2	2	0

Barnyard Song

Traditional



Strum Pattern: 7, 8
Pick Pattern: 7, 8

Verse
Moderately fast

Chords: C C/B Am C/G G7 C

mf 1. I had a roost - er and the roost - er pleased me. I fed _____ my

T										
A		2	2	0	2	3	3	2	2	2
B	3	2				3	3	2	0	3

Chords: C/B D7 G7 C Am7

roost - er on a green ber - ry tree. _____ The lit - tle red roost - er went

	0	2	3	3	0	0	0	0	1	0
								3	3	2

Chords: Dm7 G7 Am Fm6 C F G7 C

"cock - a - doo - dle doo, dee doo - dle - dee, doo - dle - dee, doo - dle - dee doo." _____

	0	2	0	1	3	0	1	3	1	0
	3			2	1	0	3	1	2	0

Verse

C C/B Am C/G G7 C

2. I had a cat _____ and the cat pleased me. I fed _____ my

3 2 2 0 2 3 3 2 2 2 0 3 2 2

C/B D7 G7 C C/B

cat _____ on a green ber - ry tree. _____ The lit - tle cat _____ went

0 2 3 3 0 0 0 0 1 0 3 3 2 2 0 2 3

Am D7sus2 G7 C Am7 Dm7 G7

"meow, _____ meow," the lit - tle red roost - er went "cock - a - doo - dle

0 0 2 2 2 2 0 2 2 0 2 3 3 0 2 0

Am Fm6 C F G7 C

doo, dee doo - dle - dee, doo - dle - dee, doo - dle - dee doo." _____

1 3 0 3 1 2 1 2 3 2 0 0 0 0 0 0

Verse

C C/B Am C/G G7 C

3. I had a pig _____ and the pig pleased me. I fed _____ my

4., 5. See additional lyrics

C/B D7 G7 * C Am

pig _____ on a green ber - ry tree. _____ The { lit - tle pig _____ went
lit - tle cat _____ went

*Verses 4. and 5.: repeat as needed for each animal

Am D7sus2 G7 C Am7 Dm7 G7

"oink _____ oink," the } lit - tle red roost - er went "cock - a - doo - dle
"meow _____ meow," the }

Am Fm6 C F G7 C D.S. C

doo, dee doo - dle - dee, doo - dle - dee, doo - dle - dee doo." _____ doo." _____

1., 2. 3.

Additional Lyrics

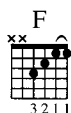
4. I had a cow and the cow pleased me.
I fed my cow on a green berry tree.
The little cow went "moo, moo."
The little pig went "oink, oink."
The little cat went "meow, meow."
The little red rooster went "cock-a-doodle-doo,
Dee doodle-dee, doodle-dee, doodle-dee doo."

5. I had a baby and the baby pleased me.
I fed my baby on a green berry tree.
The little baby went "waah, waah."
The little cow went "moo, moo."
The little pig went "oink, oink."
The little cat went "meow, meow."
The little red rooster went "cock-a-doodle-doo,
Dee doodle-dee, doodle-dee, doodle-dee doo."

The Bluetail Fly

(Jimmy Crack Corn)

Words and Music by Daniel Decatur Emmett



Strum Pattern: 10

Pick Pattern: 10

Verse

Rubato

Dm Bb F C7 Dm

mf
1. When I was young I used to wait on Mas-ter and hand him his plate, and pass the bot-tle when
2.-5. See additional lyrics

T	2	3 2 0 3	0 0 3	3 3 3	2 2 3 2 2	3 2 0 0 3
A		0	0 0 3	3 3 3	2 2 3 2 2	0 2 0 0 3
B		1	1	3	3	3

Chorus

A tempo

Bb C7 F F C7

he got dry, and brush a-way the Blue-tail Fly! Jim-my crack corn, and I don't care, Jim-my crack corn, and

	0 0 3 0	3 2 0 3	2 3 3	3 3 3 3 3	2 0 0	0 0 0
	1	3		3 3 3 3 3	2 2 3	3 3

F Bb C7 F F

I don't care. Jim-my crack corn, and I don't care, my Mas-ter's gone a - way. 2. And way.

	3 2 3	3 3 2 2 2	3 3 3 3	1 1 3 0	3 2	1 1

Additional Lyrics

2. And when he'd ride in the afternoon,
I'd follow after with a hickory broom;
The pony being very shy,
When bitten by the Bluetail Fly!

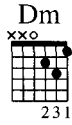
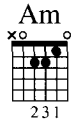
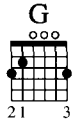
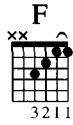
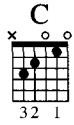
3. One day while riding round the farm,
The flies so numerous they did swarm;
One changed to bite him on the thigh,
The devil take the Bluetail Fly!

4. The pony run, he jump, he kick,
He threw my Master in the ditch;
He died and the jury wondered why,
The verdict was the Bluetail Fly!

5. They laid him under a 'simmon tree,
His epitaph is there to see:
"Beneath this stone Jim forced to lie,
A victim of the Bluetail Fly!"

Bingo

Traditional



Strum Pattern: 4, 3
Pick Pattern: 2, 5

Intro
Moderately fast
N.C.

Verse

mf

1. There was a farm-er had a dog and
3.-6. See additional lyrics

Bing - o was his name - o: B - I - N - G - O, B - I - N - G - O,

Verse

B - I - N - G - O and Bing - o was his name - o. 2. There was a farm-er had a dog and

G C F G C

Bing - o was his name - o: (Clap) I - N - G - O, (Clap) I - N - G - O,

1 1 3 3 0 1 | 0 1 1 1 | 3 0 0 0

Am Dm G C

2.-5.
Interlude
N.C.

(Clap) I - N - G - O and Bing - o was his name - o.

1 3 3 3 1 | 0 0 2 0 1 1 | 2 3 0 2 3 2 1 1

6.
Outro
N.C.

3. There

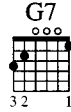
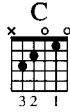
0 3 3 0 1 | 0 : | 2 3 0 2 3 2 1 1 | 0 3 3 0 1 | 3

Additional Lyrics

- 3. There was a farmer had a dog and Bingo was his name-o:
 - - N-G-O, - - N-G-O, - - N-G-O
 And Bingo was his name-O:
- 4. There was a farmer had a dog and Bingo was his name-o:
 - - - G-O, - - - G-O, - - - G-O
 And Bingo was his name-O:
- 5. There was a farmer had a dog and Bingo was his name-o:
 - - - - O, - - - - O, - - - - O
- 6. There was a farmer had a dog and Bingo was his name-o:
 - - - - -
 And Bingo was his name-O:

(Oh, My Darling) Clementine

Words and Music by Percy Montrose



Strum Pattern: 9

Pick Pattern: 7

Verse

Moderately

C G7

mf

1. In a cav - ern, in a can - yon, ex - ca - vat - ing for a mine, dwelt a min - er for - ty
2.-5. See additional lyrics

TAB

Chorus

C G7 C C

nin - er and his daugh - ter, Clem - en - tine. Oh, my dar - ling, oh, my dar - ling, oh my dar - ling Clem - en -

TAB

G7 C G7 C C

tine, you are lost and gone for - ev - er, dread - ful sor - ry Clem - en - tine. — 2. Light she tine. —

TAB

Additional Lyrics

2. Light she was and like a fairy
And her shoes were number nine,
Herring boxes without topes
Sandals were for Clementine.

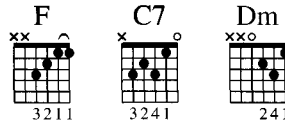
3. Drove she ducklings to the water
Ev'ry morning just at nine,
Stubbed her toe upon a splinter
Fell into the foaming brine

4. Ruby lips above the water
Blowing bubbles soft and fine,
But alas I was no swimmer
So I lost my Clementine.

5. There's a churchyard on the hillside
Where the flowers grow and twine,
There grow roses 'mongst the posies
Fertilized by Clementine

Cock-a-Doodle-Do

Traditional



Strum Pattern: 7

Pick Pattern: 7

Verse

Moderately

F C7 F C7 F C7 F C7 F C7 F

mf

1. Cock - a - doo - dle doo! My dame has lost her shoe, my mas-ter's lost his fid-ling

2. See additional lyrics

TAB: 3 2 2 0 2/3 0 2 3 2 2 0 2/3 0 1 1/2 1 0 3 1/2 2

Dm F C7 F C7 F C7 F C7 F G

stick and does-n't know what to do. — And does-n't know what to do, — and does-n't kow what to

TAB: 3 0 2 1 2 0 0 3 2 0 0 2 1 2 0 0 3 2 0 0 2 1 2 0 0

F C7 F C7 F Dm F C7 F C7 F

do. — My mas-ter's lost his fid-ling stick and does-n't know what to do. — shoe. —

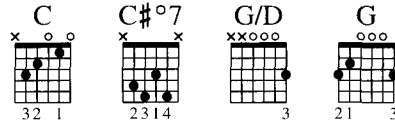
TAB: 1 0 1 1 0 3 1 2 3 0 2 1 2 0 0 3 2 0 1 0 1 1 1

Additional Lyrics

- Cock-a-doodle doo!
 What is my dame to do?
 Till master finds his fiddling stick,
 She'll dance without her shoe.
 She'll dance without her shoe,
 She'll dance without her shoe,
 Till master finds his fiddling stick,
 She'll dance without her shoe.

Do Your Ears Hang Low?

Traditional



Strum Pattern: 3, 2

Pick Pattern: 4

Intro

Moderately

Intro

mf

C C#7

0 3 1 1 1 0 2 0 2 0 1 1 3

Verse

G/D G C

1. Do your (2.) ears hang low? Do they wobble to and fro? Can you tie 'em in a knot? Can you

0 0 0 3 0 1 1 0 2 0 2 0 1 3 0 0 0 0 0 1 3

G C

tie 'em in a bow? Can you throw 'em o'er your shoulder like a continental soldier? Do your

0 3 3 3 0 3 1 1 1 3 1 0 2 3 0 2 0 2 0 0 1 3

1. 2.

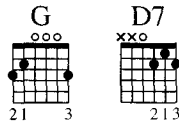
G C G C C

ears hang low? — 2. Do your low?

0 3 1 0 0 1 3 4 0 3 0 1 3 1 0 0 2 0 3 1 0 0 3

Down by the Station

Traditional



Strum Pattern: 4
Pick Pattern: 3

Verse
Moderately (♩ = ♪³)

1. Down by the sta - tion ear - ly in the morn - ing, see the lit - tle puf - fer - bil - lies all in a row.

mf

G D7 G D7 G

T
A
B

0 0 2 0 0 | 2 0 2 0 0 | 0 0 0 2 0 0 0 0 | 2 2 0 0

See the en - gine driv - er pull the lit - tle han - dle. Choo! Choo! Toot! Toot! Off they go.

D7 G D7 G

0 0 0 2 0 0 | 2 0 2 0 0 0 | 0 0 3 3 | 2 0 0

Verse

2. Down by the sta - tion ear - ly in the morn - ing, see the lit - tle puf - fer - bil - lies all in a row.

G D7 G D7 G

0 0 2 0 0 | 2 0 2 0 0 0 | 0 0 0 2 0 0 0 0 | 2 2 0 0

See the en - gine driv - er pull the lit - tle han - dle. Choo! Choo! Toot! Toot! Off they go.

D7 G D7 G

0 0 0 2 0 0 | 2 0 2 0 0 0 | 0 0 3 3 | 2 0 0

G

knee bone, the knee bone con - nect - ed to the thigh bone, the

3 4 4 | 0 0 0 0 0 0 | 0 0 0

A^b

A

thigh bone con - nect - ed to the back bone, the back bone con - nect - ed to the

1 1 1 1 1 1 1 | 1 1 1 | 2 2 2 2 2 2

B^b

F7

neck bone, the neck bone con - nect - ed to the head bone. Oh, hear the word of the

2 2 2 | 3 3 3 3 3 3 | 3 3 3 | 3 3 1 1 1

Chorus

B^b

B^b

F7

Lord! ——— Them bones, them bones gon - na walk a - roun', them bones, them bones gon - na

3 3 3 | 3 3 3 3 3 | 3 3 3 | 1 1 1 1 1

B^b

F7

walk a - roun', them bones, them bones gon - na walk a - roun'. Oh, hear the word of the

3 3 3 3 | 3 3 3 3 3 | 3 3 3 3 | 3 3 1 1 1

Verse

Bb

Bb

A

Lord! _____ 2. The head bone connect - ed to the neck bone, the neck bone connect - ed to the

1
3 3 3 3 3 3 3 3 3 3 2 2 2 2 2 2 2

Ab

back bone, the back bone connect - ed to the thigh bone, the

2 2 2 1 1 1 1 1 1 1 1 1 1

G

F#

thigh bone connect - ed to the knee bone, the knee bone connect - ed to the

0 0 0 0 0 0 0 0 0 0 4 4 4 4 4 4 4

F

leg bone, the leg bone connect - ed to the foot bone. Oh,

3 4 4 3 3 3 3 3 3 3 3 3 3 3

Bb

C7

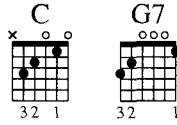
F

hear the word of the Lord! _____

1 1 3 1 0 1 1 1 1 1 1 1 1 1 2 2 2

Down in My Heart

Traditional



Strum Pattern: 5, 4

Pick Pattern: 1, 3

Moderately Verse

C **G7**

mf 1. I've got the (5.) joy, joy, joy, joy down in my heart, (Where?) down in my heart, (Where?) *Shout:* *Shout:*

TAB: 0 2 0 | 1 0 2 0 | 2 2 0 3 | 0 1 3 3 0 0 3

C **G7** **C** **G7** **To Coda** ⊕

down in my heart. I've got the joy, joy, joy, joy down in my heart, *Shout:* (Where?) (There!) down in my heart to

TAB: 0 0 | 1 0 0 2 0 | 1 0 2 0 | 2 2 0 3 | 0 1 3 3 0 0 3

C **Verse** **C**

stay! 2. I've got the love of Je - sus, love of Je - sus } down in my heart, (Where?) *Shout:*
 peace that pass - eth un - der - stand - ing }

TAB: 1 0 0 2 0 | 1 0 1 0 0 2 2 0 0 | 2 2 0 3 | 0 1 0

G7 **C** **G7** **C**

down in my heart, (Where?) down in my heart. I've got the { love of Je - sus, love of Je - sus }
 { peace that pass - eth un - der - stand - ing }

TAB: 3 3 0 0 3 | 0 0 1 0 0 2 0 | 1 1 0 0 2 2 0 0

G7

1. C 2. C

Shout:

down in my heart, (Where?) down in my heart to stay! 3. I've got the stay! 4. I've got the

Verse

C

won - der - ful love of my bless - ed Re - deem - er way down in the depths of my heart, *Shout:* (Where?)

G7 C G7

Shout:

down in the depths of my heart, (Where?) down in the depths of my heart. I've got the

C

won - der - ful love of my bless - ed Re - deem - er way down in the depths of my heart, *Shout:* (Where?)

G7 C

down in the depths of my heart to stay! 5. I've got the

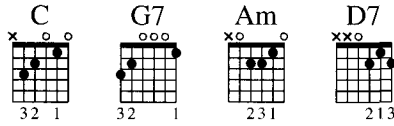
⊕ Coda

C

stay!

Eensy Weensy Spider

Traditional



*Strum Pattern: 10

*Pick Pattern: 10

Playfully

C G7 C

mf
The eensy weensy spider went up the water spout.

TAB: 0 | 1 1 1 3 | 0 0 0 | 3 1 3 0 | 1 0 2 3

* $\frac{2}{4}$ $\downarrow \uparrow \downarrow \uparrow$ = $\frac{6}{8}$ $\downarrow \uparrow \downarrow \uparrow$

G7 C

Down came the rain and washed the spider out.

TAB: 0 0 1 3 3 | 1 0 1 3 | 0 1 0 3

G7 C

Out came the sun and dried up all the rain. Now the

TAB: 1 1 3 | 0 0 | 3 1 3 0 | 1 0 0

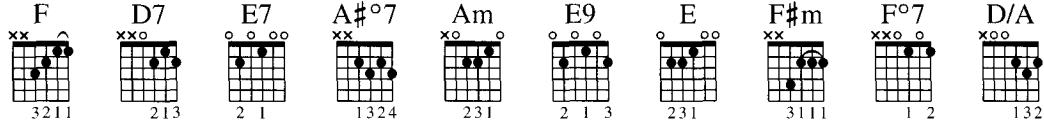
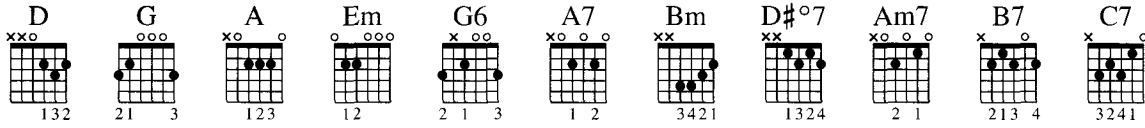
Am D7 G7 C

eensy weensy spider went up the spout again.

TAB: 1 1 1 3 | 0 0 0 | 3 1 3 0 | 1 0 2 3

Evening Prayer

By Engelbert Humperdinck



Strum Pattern: 4

Pick Pattern: 4

Moderately

D G A D A D A Em D

mf When I rest my wea-ry head, an-gels gath-er 'round my bed, keep-ing me from

G6 A7 Bm D D#°7 G6 Am7 B7 Em C7 F D7 G

harm's way, guid-ing me through night and day. Some stay by my right side,

E7 A A#°7 Bm G D Am Em

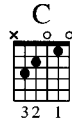
oth-ers by my left side. Ev-er may your watch be. Al-ways you will warm me.

Bm E9 E Bm E D F#m F°7 Em D/A A7 D

An-gels ev-er with your might, please bless and guard my soul to-night.

The Farmer in the Dell

Traditional



Strum Pattern: 8

Pick Pattern: 8

Verse

Fast

C

mf
1. The farmer in the dell, the farmer
2. - 9. See additional lyrics

TAB: 0 | 1 1 1 1 | 1 3 | 0 0

in the dell. Heigh ho, the derry
0 0 | 0 3 | 3 5 | 3 0

G7 C 1. - 8. 9.

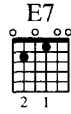
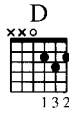
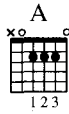
oh, the farmer in the dell. 2. The
1 3 | 0 0 | 3 3 | 1 0 | 0 3

Additional Lyrics

- | | |
|--|-----------------------------------|
| 2. The farmer takes a wife,
The farmer takes a wife,
Heigh ho, the derry oh,
The farmer takes a wife. | 5. The nurse takes a dog, etc. |
| 3. The wife takes a child, etc. | 6. The dog takes a cat, etc. |
| 4. The child takes a nurse, etc. | 7. The cat takes a rat, etc. |
| | 8. The rat takes the cheese, etc. |
| | 9. The cheese stands alone, etc. |

For He's a Jolly Good Fellow

Traditional



Strum Pattern: 7, 8

Pick Pattern: 8

Moderately

A D A

mf
For he's a jol - ly good fel - low, for

TAB 2 2/2 2 2 0 2 3 3 3 2/2 2

E7 A

he's a jol - ly good fel - low, for

0 0 0 2 0 2/2 2 2

D N.C.

he's a jol - ly good fel - low, which

2/2 2 2 0 2 3 3 3 2/2 2

A E7 A

no - bod - y can de - ny! Which

0 2 0 3 0 2 0 2/2 2/2 2

D A

no - bod - y can de - ny! Which

D A

no - bod - y can de - ny! For

D

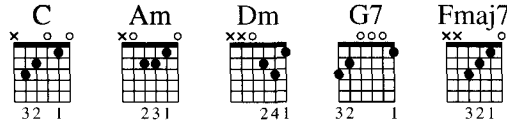
he's a jol - ly good fel - low, which

A E7 A

no - bod - y can de - ny!

Frog Went A-Courtin'

Traditional



Strum Pattern: 4

Pick Pattern: 5

Verse

Happily

C Am Dm G7 C

mf
1. Oh, frog went a - court - in' and he did ride, uh - huh, _____ uh -
2. - 15. See additional lyrics

G7 C Am C

huh. Frog went a - court - in' and he did ride, _____ sword and pis - tol

Fmaj7 G7 C

by his side, uh - huh, _____ uh - huh. 2. Well, huh.

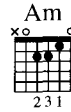
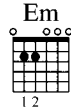
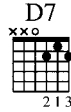
Additional Lyrics

2. Well, he rode down to Miss Mousie's door, uh-huh, uh-huh, 3. He took Miss Mousie on his knee, uh-huh, uh-huh,
Well, he rode down to Miss Mousie's door, He took Miss Mousie on his knee,
Where he had often been before, uh-huh, uh-huh. Said, "Miss Mousie will you marry me?" Uh-huh, uh-huh.

- | | | |
|--|--|--|
| 4. "I'll have to ask my Uncle Rat, etc. See what he will say to that." etc. | 8. "Where will the wedding supper be?" "Way down yonder in a hollow tree." | 12. Next to come in was a fat sassy lad, Thinks himself as big as his dad. |
| 5. "Without my Uncle Rat's consent, I would not marry the President." | 9. "What will the wedding supper be?" "A fried mosquito and a roasted flea." | 13. Thinks himself a man indeed, Because he chews the tobacco weed. |
| 6. Well, Uncle Rat laughed And shook his fat sides, To think his niece would be a bride. | 10. First to come in were two little ants, Fixing around to have a dance. | 14. And next to come in was a big tomcat, He swallowed the frog And the mouse and the rat. |
| 7. Well, Uncle Rat rode off to town, To buy his niece a wedding gown. | 11. Next to come in was a bumble bee, Bouncing a fiddle on his knee. | 15. Next to come in was a big old snake, He chased the party into the lake. |

Go Tell Aunt Rhody

Traditional



Strum Pattern: 3

Pick Pattern: 3

Verse
Slowly

G D7 G

mf
1. Go tell Aunt Rho - dy, go tell Aunt Rho - dy,
2.-5. See additional lyrics

TAB

.	0	0	2	0	0	2	2	1	0	2	0
.						0					

Em Am D7 1.-4. G 5. G

go tell Aunt Rho - dy the ole grey goose is dead. head.

TAB

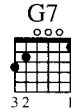
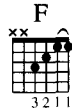
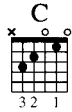
3	3	1	0	0	0	2	1	0	2	2	0	3	3
0			0	0	2	0	0	0	0	0	0	0	0

Additional Lyrics

2. The one she was saving,
The one she was saving,
The one she was saving,
To make a feather bed.
3. The gander is weeping,
The gander is weeping,
The gander is weeping,
Because his wife is dead.
4. The goslings are crying,
The goslings are crying,
The goslings are crying,
Because their mama's dead.
5. She died in the water,
She died in the water,
She died in the water,
With her heels above her head.

Git Along, Little Dogies

Western American Cowboy Song



Strum Pattern: 7

Pick Pattern: 8

Verse

Moderately

C F G7 C

mf 1. As I was a - walk - in' one morn - ing for pleas - ure, I
2.-7. See additional lyrics

TAB: 3 | 2 2 2 | 3 3 3 | 0 0 0 | 2 3 3

F G7 C F

spied a cow - punch - er a - stroll - in' a - long. His had was throwed back and his

TAB: 2 2 2 | 3 3 3 | 0 0 0 | 3 3 | 2 2 2 | 3 3 3

G7 C F G7 C

spurs were a - jin - glin', and as he ap - proached he was sing - ing this song. Whoop-ee

TAB: 0 0 0 | 2 3 3 | 2 2 2 | 3 3 3 | 0 0 0 | 0 0

Chorus

C7 F C7

ti - yi - yo, git a - long lit - tle do - gies; it's your ____ mis -

TAB: 3 0 | 3 0 0 | 1 1 1 | 0 3 3 | 3 0 0

F C G7

for - tune, and none of my own. Whoop-ee ti - yi - yo, git a - long lit - tle

C F G7 1.-6.
C 7.
C

do - gies; you know that Wy - o - ming will be your new home. home.

Additional Lyrics

2. Early in the springtime we'll round up the dogies,
 Slap on their brands and bob off their tails;
 Round up our horses, load up the chuck wagon,
 Then throw those dogies upon the trail.

3. It's whooping and yelling and driving the dogies,
 Oh, how I wish you would go on.
 It's whooping and punching and go on, little dogies,
 For you know Wyoming will be your new home.

4. Some of the boys goes up the trails for pleasure,
 But that's where they git it most awfully wrong;
 For you haven't any idea the trouble they give us,
 When we go driving them dogies along.

5. When the night comes on and we hold them on the bed-ground,
 These little dogies that roll on so slow;
 Roll up the herd and cut out the strays,
 And roll the little dogies that never rolled before.

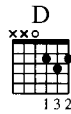
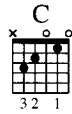
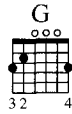
6. Your mother she was raised way down in Texas,
 Where the jimson weed and sandburs grow;
 Now we'll fill you up on prickly pear and cholla,
 Till you are ready for the trail to Idaho.

7. Oh, you'll be soup for Uncle Sam's Injuns,
 "It's beef, heap beef," I hear them cry.
 Git along, git along, git along, little dogies,
 You're going to be beef steers by and by.

Goober Peas

Words by P. Pindar

Music by P. Nutt



Strum Pattern: 4

Pick Pattern: 3

Verse

Moderately

G C G

mf
1. Sit - ting by the road - side on a sum - mer day, _____
2., 3., 4. See additional lyrics

T
A
B

C D G

chat - ting with my mess - mates, pass - ing time a - way, _____ ly - ing in the shad - ow

C G C G D7 G

un - der - neath the trees, _____ good - ness, how de - li - cious, eat - ing goo - ber peas! _____

Chorus

G C D7 G C

Peas! Peas! Peas! Peas! Eat - ing goo - ber peas! _____ Good - ness how de - li - cious,

1., 2., 3. 4.

G D7 G G D7 G

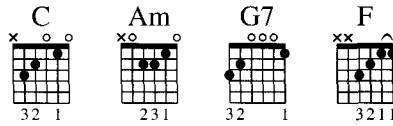
eat - ing goo - ber peas! _____ eat - ing goo - ber peas! _____

Additional Lyrics

2. When a horseman passes, the soldiers have a rule,
To cry out at their loudest, "Mister, here's your mule!"
But another pleasure enchanting than these,
Is wearing out your grinders, eating goober peas!
3. Just before the battle the Gen'ral hears a row,
He says, "The Yanks are coming, I hear their rifles now."
He turns around in wonder, and what do you think he sees?
The Georgia Militia—eating goober peas!
4. I think my song has lasted almost long enough,
The subject's interesting, but rhymes are mighty rough,
I wish this war was over, when free from rags and fleas,
We'd kiss our wives and sweethearts and gobble goober peas!

Goosey, Goosey Gander

Traditional



Strum Pattern: 10

Pick Pattern: 10

Moderately

C Am C G7 C

mf
Goose - y, goose - y gan - der, gan - der, gan - der,

T	0	1	2	0	1	3	0	1
A	0			0			0	
B	2			2		3	2	

Am C F G7 C

goose - y, goos - ey gan - der, where do you go?

0	1	2	0	1	2	0	0	1
0			0			0	0	0
2			2			3	3	2

Am C G7 C

I am go - ing walk - ing, walk - ing, walk - ing,

0	1	2	0	1	3	0	1
0			0			0	
2			2		3	2	

Am C F G7 C

I am go - ing walk - ing if you must know.

0	1	2	0	1	2	0	0	1
0			0			0	0	0
2			2			3	3	2

Hail, Hail, the Gang's All Here

Words by D.A. Esrom

Music by Theodore F. Morse and Arthur Sullivan



Strum Pattern: 7, 8

Pick Pattern: 7, 8

Moderately

G

mf
Hail! _____ Hail! _____ The gang's all here. _____

T 0 3 3 0 3 2 2 0 0 3 3
A
B

D7

What the heck do we care? What the heck do we care?

0 2 4 0 2 0 0 2 4 0 2 0

G

Hail! _____ Hail! _____ The gang's all here. _____

0 3 3 0 3 2 2 0 0 3 3

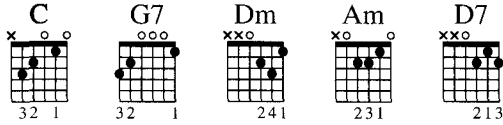
D7 G

What the heck do we care now? _____

0 2 4 0 2 3 0 3 3 3

Grandfather's Clock

By Henry Clay Work



Strum Pattern: 3
Pick Pattern: 3

Verse
Moderately slow

mf

C G7 C Dm C G7

1. My grand - fath - er's clock was too large for the shelf so it stood nine - ty years on the
2., 3., 4. See additional lyrics

TAB: 0 | 1 0 1 3 1 3 | 0 1 0 | 2 3 3 | 1 1 1 0 2 0

C G7 C G7 C Dm C G7

floor. ____ It was tall - er by half than the old man him-self though it weighed not a pen - ny-weight

TAB: 1 0 0 0 | 1 0 1 3 1 3 | 0 1 0 | 2 3 3 | 1 1 1 0 2 0

C Am D7 G7 C Am

more. ____ It was bought on the morn of the day that he was born and was al - ways his trea - sure and

TAB: 0 1 3 0 | 1 0 3 1 0 1 | 3 1 0 2 0 | 0 1 3 0 3 1 0 1

Chorus

D7 G7 C G7 C Dm

pride. _____ But it stopped short nev-er to go a - gain when the

C G7 C

old _____ man _____ died. Nine - ty years with - out slum - ber - ing, tick, tock, tick, tock, his

G7

life sec - onds num - ber - ing tick, tock, tick, tock. It stopped short

C Dm C G7 C C

1., 2., 3. 4.

ne-ver to go a - gain when the old man died. _____ 2. In died. _____

Additional Lyrics

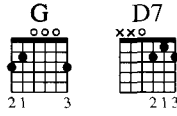
2. In watching its pendulum swing to and fro,
 Many hours had he spent while a boy;
 And in childhood and manhood the clock seemed to know,
 And to share both his grief and his joy.
 For it struck twenty-four when he entered at the door,
 With a blooming and beautiful bride.

3. My grandfather said that of those he could hire,
 Not a servant so faithful he found;
 For it wasted no time, and had but one desire,
 At the close of each week to be wound.
 And it kept in its place, not a frown upon its face,
 And its hands never hung by its side.

4. It rang an alarm in the dead of the night,
 An alarm that for years had been dumb;
 And we knew that his spirit was pluming its flight,
 That his hour of departure had come.
 Still the clock kept the time, with a soft and muffled chime,
 As we silently stood by his side.

He's Got the Whole World in His Hands

Traditional Spiritual



Strum Pattern: 3, 4
Pick Pattern: 1, 3

Verse

Moderately (♩ = ♩)

G **D7**

mf

1. He's got the whole world _ in His hands, _ He's got the whole world _
2., 3., 4. See additional lyrics

TAB

3 3 0 | 3 0 0 0 | 3 0 3 3 3 | 1 2 4

G

in His hands, _ He's got the whole world _ in His hands, _ He's got the

3 0 3 3 3 0 | 3 0 0 0 | 3 0 3 3 3

D7 **G** **G**

1., 2., 3. 4.

whole world in His hands. 2. He's got the

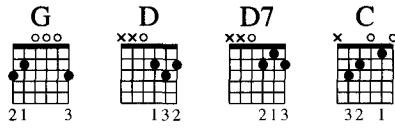
3 3 1 2 0 | 3 3 3 3 0 | (0) 0 0

Additional Lyrics

2. He's got the wind and the rain in His hands,
He's got the wind and the rain in His hands,
He's got the wind and the rain in His hands,
He's got the whole world in His hands.
3. He's got the tiny little baby in His hands,
He's got the tiny little baby in His hands,
He's got the tiny little baby in His hands,
He's got the whole world in His hands.
4. He's got you and me, brother, in his hands,
He's got you and me, sister, in his hands,
He's got you and me, brother, in his hands,
He's got the whole world in his hands.

Hey Diddle Diddle

Traditional



Strum Pattern: 8

Pick Pattern: 8

Lively

G D

mf Hey, did - dle, did - dle! The cat and the fid - dle, the

TAB

The first system of music is in 3/4 time with a key signature of one sharp (F#). It features a treble clef and a melody line with lyrics. The guitar accompaniment is shown in TAB format below the staff. Chords G and D are indicated above the staff. The lyrics are: "Hey, did - dle, did - dle! The cat and the fid - dle, the".

G D7

cow jumped o - ver the moon. The

The second system of music continues the melody and guitar accompaniment. Chords G and D7 are indicated above the staff. The lyrics are: "cow jumped o - ver the moon. The".

C G

lit - tle dog laughed to see such sport and the

The third system of music continues the melody and guitar accompaniment. Chords C and G are indicated above the staff. The lyrics are: "lit - tle dog laughed to see such sport and the".

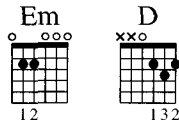
D7 G

dish ran a - way with the spoon.

The fourth system of music concludes the piece. Chords D7 and G are indicated above the staff. The lyrics are: "dish ran a - way with the spoon.".

Hey, Ho! Nobody Home

Traditional



Strum Pattern: 3
Pick Pattern: 3, 4
Moderately

①

Em D Em D

mf
Hey, ho! No - bod - y home!

TAB: 0 0 0 2 | 3 2 0 | 0 0 0 2 | 0 0 0 2

*This song may be sung as a 4-part round.

②

Em D Em D

Meat nor drink nor mon - ey have I none. Still I will be

TAB: 0 0 2 2 | 3 3 3 3 | 7 5 7 5 | 0 0 2 0

④

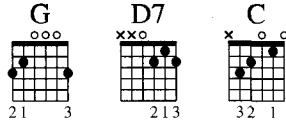
Em D Em D Em D

ver - y mer - ry. Hey, ho! No - bod - y home.

TAB: 7 5 7 5 3 2 | 0 0 3 0 | 0 0 0 0 | 0 0 2 0

Hickory Dickory Dock

Traditional



Strum Pattern: 8, 7

Pick Pattern: 8

Lively

G D7 G

mf Hick - o - ry dick - o - ry dock, the

TAB: 0 1 3 | 1 0 2 | 0 0 | 0 3

D7 G

mouse ran up the clock. The

TAB: 0 3 | 1 2 | 0 0 | 0 3

C

clock struck one, the mouse ran down,

TAB: 0 0 | 3 3 | 1 1 | 0 1

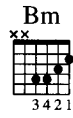
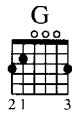
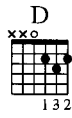
G D7 G

hick - o - ry dick - o - ry dock.

TAB: 3 0 3 | 1 0 2 | 0 0 | 0 3

Home on the Range

Lyrics by Dr. Brewster Higley
Music by Dan Kelly



Strum Pattern: 7

Pick Pattern: 9

Verse

Slowly

D G

mf
Oh give me a home where the buf - fa - lo

Gm D E7 A7

roam where the deer and the an - te - lope play.

D G

Where sel - dom is heard a dis - cour - ag - ing

Gm D A7 D

word, and the skies are not cloud - y all day.

Chorus

D A7 D

Home, home on the range,

Bm E7 A7

where the deer and the an - te - lope play.

D G

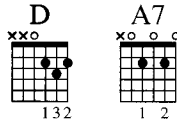
Where sel - dom is heard a dis - cour - ag - ing

Gm D A7 D

word, and the skies are not cloud - y all day.

Hot Cross Buns

Traditional



Strum Pattern: 10

Pick Pattern: 10

Moderately

D A7 D A7 D

mf
Hot cross buns! Hot cross buns!

TAB: 4 2 0 2 3 2 4 2 0 2 3 2

A7 D A7 D

One, a pen - ny, two, a pen - ny, hot cross buns!

TAB: 0 0 0 0 2 2 2 2 4 2 0 2 3 2

D A7 D A7 D

Hot cross buns! Hot cross buns!

TAB: 2 3 0 2 3 2 2 3 0 2 3 2 0 0

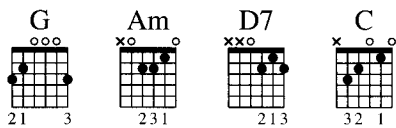
A7 D A7 D

One, a pen - ny, two, a pen - ny, hot cross buns!

TAB: 3 3 3 3 0 0 0 0 2 3 0 2 3 2 0

Humpty Dumpty

Traditional



Strum Pattern: 8

Pick Pattern: 8

Brightly

G Am G

mf

Hump - ty Dump - ty sat on a wall.

TAB: 0 0 0 2 0 2 0 3

D7 G

Hump - ty Dump - ty had a great fall.

TAB: 0 0 3 3 1 3 1 0 0 3

C G C G

All the king's hors - es and all the king's men

TAB: 0 0 0 3 3 3 1 0 0 3 3

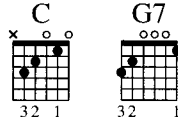
Am G D7 G

could not put Hump - ty to - geth - er a - gain.

TAB: 1 1 1 0 0 0 2 0 2 0 0 3

Hush, Little Baby

Carolina Folk Lullaby



Strum Pattern: 3

Pick Pattern: 4

Verse

Moderately

mf

1. Hush, lit - tle ba - by, don't say a word, Pa - pa's gon - na buy you a

2., 3., 4. See additional lyrics

mock - ing bird, and if that mock - ing bird won't sing,

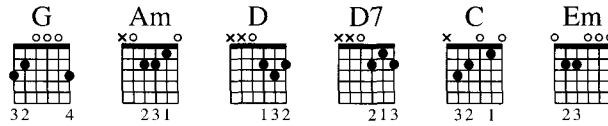
Pap - pa's gon - na buy you a dia - mond ring. 2. And ba - by in town.

Additional Lyrics

- | | |
|--|---|
| 2. And if that diamond ring is brass,
Papa's gonna buy you a looking glass.
And if that looking glass gets broke,
Papa's gonna buy you a billy goat. | 3. And if that billy goat don't pull,
Papa's gonna buy you a cart and bull.
And if that cart and bull turn over,
Papa's gonna buy you a dog named Rover. |
| 4. And if that dog named Rover don't bark,
Papa's gonna buy you a horse and cart.
And if that horse and cart fall down,
You'll still be the sweetest little baby in town. | |

If You're Happy and You Know It

Words and Music by L. Smith



Strum Pattern: 1, 4

Pick Pattern: 2, 5

Verse

Moderately fast (♩ = ♪ = ♪)

G Am D

mf
1. If you're hap - py and you know it, clap your hands. (clap, clap) If you're
2., 3. See additional lyrics

Am D7 G C Am

hap - py and you know it, clap your hands. (clap, clap) If you're hap - py and you know it, then your

G Em Am D7

1., 2. G C G 3. G C G

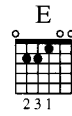
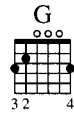
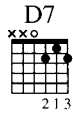
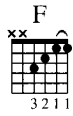
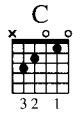
face will sure - ly show it, if you're hap - py and you know it clap your hands. (clap, clap) 2. If you're men." ("A - men.")

Additional Lyrics

2. If you're happy and you know it, stomp your feet. (stomp, stomp)
If you're happy and you know it, stomp your feet. (stomp, stomp)
If you're happy and you know it, then your face will surely show it.
If you're happy and you know it, stomp your feet. (stomp, stomp)
3. If you're happy and you know it, say "Amen." ("Amen.")
If you're happy and you know it, say "Amen." ("Amen.")
If you're happy and you know it, then your face will surely show it.
If you're happy and you know it, say "Amen." ("Amen.")

I've Been Working on the Railroad

American Folksong



Strum Pattern: 3

Pick Pattern: 3

Verse

Brightly (♩ = ♪³)

C F C

mf

I've been work-ing on the rail - road all the live long day. _____

T 1 0 1 0 1 3 | 0 1 | 1 1 1 3 | 0 0 0

A 0 0 0 0 0 0 | 0 1 | 2 1 1 3 | 1 0 0

B

D7 G

I've been work-ing on the rail - road just to pass the time a - way. _____ Can't you hear the whis-tle

1 0 1 0 1 3 | 1 1 0 0 | 3 3 0 | 3 3 3 | 3 3 2 3 0 3

0 0 0 0 | 0 0 0 | 0 0 0 | 0 0 0

C F E F

blow - in'? Rise up so ear - ly in the morn'. _____ Can't you hear the cap-tain

1 0 0 | 1 1 1 1 1 3 3 | 0 0 0 | 2 0 1 0 1 2

0 0 | 2 1 1 1 3 3 | 1 1 1 | 3 3

Pre-Chorus

C G C C F

shout - in', "Di - nah blow your horn?" _____ Di-nah won't you blow, Di-nah won't you blow,

0 1 0 | 0 1 0 3 | 1 0 0 | 0 0 0 1 | 2 2 2 2 3

0 0 | 0 0 3 | 0 0 0 | 0 0 0 1 | 3 3 3 3 3

G C F

Di - nah won't you blow your horn?" _____ Di - nah won't you blow, Di - nah won't you blow,

Chorus

G C C

Di - nah won't you blow your horn? _____ Some-one's in the kitch-en with Di - nah. Some-one's in the kitch-en I

G C F C G

know. _____ Some-one's in the kitch-en with Di - nah, strum-min' on the old ban -

C G

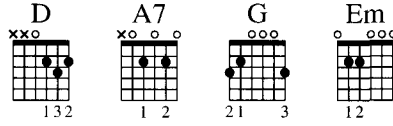
jo and sing - in' "Fee, fi, fid-lee - i - o, fee - fi - fid-lee - i - o. _____

C F C G C

Fee, fi, fid - lee - i - o," strum-min' on the old ban - jo. _____

Jack and Jill

Traditional



Strum Pattern: 8

Pick Pattern: 8

Verse

Moderately fast

D A7 D A7 D

mf
1. Jack and Jill went up the hill to fetch a
2., 3. See additional lyrics

TAB

G D A7 D

pail of wa - ter. Jack fell down and broke his

TAB

Em A7

1., 2. 3.
D D

crown and Jill came tum - bling af - ter. ter.

TAB

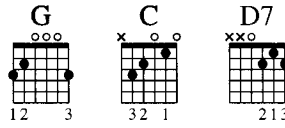
Additional Lyrics

2. Up Jack got and home did trot,
As fast as he could caper.
Went to bed to mend his head
With vinegar and brown paper.

3. Jill came in and she did grin
To see his paper plaster.
Mother vexed, did whip her next
For causing Jack's disaster.

Jesus Loves Me

Words by Anna B. Warner
Music By William B. Bradbury



Strum Pattern: 3

Pick Pattern: 3

Verse
With expression

G C G

mf
1. Je - sus loves me; this I know, for the Bi - ble tells me so.
2., 3. See additional lyrics

C G D7 G

Lit - tle ones to Him be - long; they are weak, but He is strong.

Chorus

G C G D7

Yes, Je - sus loves me! Yes, Je - sus loves me!

G C G D7 G G

Yes, Je - sus loves me, the Bi - ble tells me so. so.

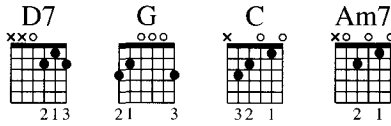
1., 2. 3.

Additional Lyrics

- | | |
|---|--|
| <p>2. Jesus, take this heart of mine,
Make it pure and wholly Thine.
Thou hast bled and died for me,
I will henceforth live for Thee.</p> | <p>3. Jesus loves me; He who died,
Heaven's gate to open wide.
He will wash away my sin,
Let His little child come in.</p> |
|---|--|

John Jacob Jingleheimer Schmidt

Traditional



Strum Pattern: 2
Pick Pattern: 4

Intro
Briskly
D7

The Intro section consists of a treble clef staff with a melody in 4/4 time, marked *mf*. The guitar tablature below shows the following fret numbers: 3 3 0 3 1 0 2 | 0 0 2 0 3 2 0 | 3 3 0 3 1 0 2.

Verse

The first line of the Verse has a treble clef staff with a melody and a guitar tablature staff. The melody includes the lyrics "1., 2. John Ja - cob Jin - gle - hei - mer Schmidt, his name is my name". The guitar tablature shows chords G, D7, G, C, Am7, and D7. Fret numbers include 3 0 0 0 2 0 | 0 2 0 1 1 1 1 0 | 1 1 1 3 2.

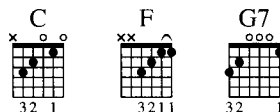
The second line of the Verse has a treble clef staff with a melody and a guitar tablature staff. The melody includes the lyrics "too. When - ev - er we go out, the peo - ple al - ways shout, 'John, Ja - cob Jin - gle - hei - mer". The guitar tablature shows chords G, C, and D7. Fret numbers include 0 0 0 0 0 0 | 0 1 1 1 1 0 | 3 3 0 3 1 0 2.

The final line of the Verse has a treble clef staff with a melody and a guitar tablature staff. The melody includes the lyrics "Schmidt." Dah, dah, dah, dah, dah, dah, dah. Schmidt." Dah, dah, dah, dah, dah, dah, dah. The guitar tablature shows chords G and D7. Fret numbers include 0 3 3 3 3 1 0 2 | 0 3 3 3 3 1 0 2 | 0 3 3.

Kum Ba Yah

Traditional Spiritual

Strum Pattern: 4
Pick Pattern: 1, 2



Verse
Slowly

C F C

mf 1. Kum ba yah, my Lord, _____ Kum ba yah! _____ Kum ba yah, my Lord,
2., 3., 4. See additional lyrics

TAB

3 2 0 0 0 0 2 2 0 0 0 0 3 2 0 0 0

F G7 C F C

_____ Kum ba yah! _____ Kum ba yah, my Lord, _____ Kum ba yah! _____

0 1 0 0 0 0 0 0 0 0 2 2 0 0 0

3 2 0 0 0 3 2 3 2 0 0

F C G7 C F C

_____ Oh Lord! _____ Kum ba yah! _____ 2. Hear me _____

1., 2., 3. 4.

0 1 0 1 0 3 3 1 1 1 0 2 2 1 0 2 2 3

0 2 0 1 0 0 0 0 2 0 2 3 2 0 2 3

Additional Lyrics

2. Hear me crying, Lord, Kum ba yah!
Hear me crying, Lord, Kum ba yah!
Hear me crying, Lord, Kum ba yah!
Oh Lord! Kum ba yah!
3. Hear me praying, Lord, Kum ba yah!
Hear me praying, Lord, Kum ba yah!
Hear me praying, Lord, Kum ba yah!
O Lord! Kum ba yah!
4. Oh I need you, Lord, Kum ba yah!
Oh I need you, Lord, Kum ba yah!
Oh I need you, Lord, Kum ba yah!

Lavender's Blue

English Folk Song



Strum Pattern: 8

Pick Pattern: 8

Verse

Moderately

G C G

mf
1. Lav - en - der's blue, did-dle, did-dle, Lav - en - der's green, _____ when I am
3. See additional lyrics

Am7 D7 G Verse G C

king, did-dle, did-dle, you shall be queen. _____ 2. Call up your men, did-dle, did-dle, set them to
4. See additional lyrics

G Am7 D7 1. G 2. G

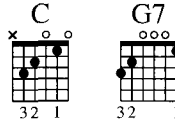
work, _____ some to the plow, did-dle, did-dle, some to the cart. _____ you. _____

Additional Lyrics

3. Some to make hay, diddle, diddle,
Some to cut corn,
While you and I, diddle, diddle,
Keep ourselves warm.
4. Lavender's green, diddle, diddle,
Lavender's blue,
If you love me, diddle, diddle,
I will love you.

Lazy Mary, Will You Get Up?

Traditional



*Strum Pattern: 10

*Pick Pattern: 10

Intro

Moderately

Intro

mf

C G7 C G7 C G7

* $\frac{2}{4}$ \downarrow \downarrow \downarrow \downarrow = $\frac{6}{8}$ \downarrow \downarrow \downarrow \downarrow

Verse

C G7

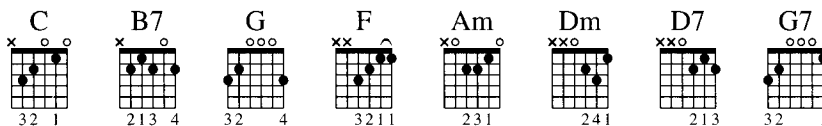
La - zy Ma - ry, will you get up? Will you get up? Will you get up?

C G7 C

La - zy Ma - ry, will you get up? Will you get up to - day? _____

Little Bo-Peep

Traditional



***Strum Pattern: 10**

***Pick Pattern: 10**

Verse

Moderately

Chords: C, B7, G, C, F

mf

1. Lit - tle Bo - Peep has lost her sheep and can't _ tell where _ to

2. - 5. See additional lyrics

TAB: | | 0 1 0 2 2 2 | 0 0 2 0 | 3 0 3 3 0 2

* $\frac{2}{4}$ $\downarrow \uparrow \downarrow \uparrow$ = $\frac{8}{8}$ $\downarrow \uparrow \downarrow \uparrow$

Chords: C, Am, F, C, Dm

find _ them. _ Leave them a - lone and they'll _ come home, _

TAB: | | 0 0 1 1 2 2 2 | 2 2 2 0 0 | 3 1 2 2 0 1 1 1

Chords: D7, C, G7, C, G7, C

1. - 4. | 5. |

wag - ging their tails _ be - hind _ them. _ prop - er - ly placed. _

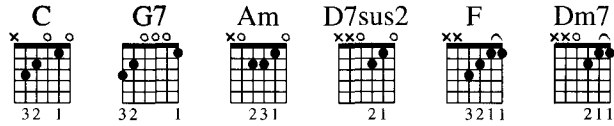
TAB: | | 1 0 2 0 2 3 | 1 1 0 0 | 0 0 0 3 |

Additional Lyrics

2. Little Bo Peep fell fast asleep,
And dreamt she heard them bleating.
But when she awoke, she found it a joke,
For still they all were fleeing.
3. Then up she took her little crook,
Determined for to find them.
She found them indeed, but it made her heart bleed,
For they'd left all their tails behind them!
4. It happened one day, as Bo Peep did stray
Unto a meadow hard by.
There she espied their tails, side by side,
All hung on a tree to dry.
5. She heaved a sigh and wiped her eye,
And over the hillocks she raced.
And tried what she could, as a shepherdess should,
That each tail should be properly placed.

Little Boy Blue

Traditional



Strum Pattern: 7
Pick Pattern: 7
 Moderately

C G7 C G7

mf Lit - tle Boy Blue, come blow on your horn; there's

TAB: 0 1 2 | 0 2 | 0 1 2 | 0 2

C Am D7sus2 G7

sheep in the mea - dow and cows in the corn.

TAB: 0 1 3 | 0 3 1 | 0 3 1 | 3 0 3

C F G7 C

Where is the boy who looks af - ter the sheep? He

TAB: 3 0 1 | 2 2 2 | 1 3 0 | 0 1

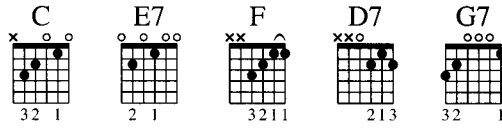
F Dm7 G7 C

lies in the hay - stack, fast a - sleep.

TAB: 2 0 1 | 3 1 | 0 3 | 1 0 2

Little Jack Horner

Traditional



Strum Pattern: 8

Pick Pattern: 8

Moderately

C E7 F D7

mf Lit - tle Jack Hor - ner sat in a cor - ner,

T	0	0	0	1	0	2	2	2	3	1
A	2			0		3			2	0
B										

G7 C

eat - ing his Christ - mas pie. He

0	0	0	0	3	1	0	0	0
3				3		0	0	0
					3			

E7 F D7

stuck in his thumb, and pulled out a plum, and

0	0	0	1	0	2	2	2	3	1
2			0		3			2	0

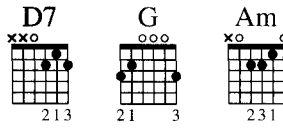
G7 C

said, "What a good boy am I."

0	5	3	1	0	1	0	0	0
3				2		0	0	0
					3			

Little Miss Muffet

Traditional



Strum Pattern: 8

Pick Pattern: 8

Brightly

D7 G

mf Lit - tle Miss Muf - fet sat on a tuf - fet,

T	1	0	1	2	2	0	3	0	0	0
A	2			2		0			0	
B	0			0		0			0	

D7 G

eat - ing some curds and whey. There

1	0	1	2	2	3	3	3	0
2			2		0	0	0	0
0			0		0	0	0	0

D7 G

came a big spi - der and sat down be - side her, and

1	0	1	2	2	2	0	3	0	0	0	0
2			2		2	0					
0			0		0	0					

Am D7 G

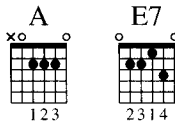
fright - ened Miss Muf - fet a - way.

2	1	0	2	0	4	0	3	3	3
			2		0	0	0	0	0
			0		0	0	0	0	0

3

London Bridge

Traditional



Strum Pattern: 3

Pick Pattern: 3

Verse

Moderately fast

A E7

mf

1. Lon - don Bridge is fal - ling down, fal - ling down,
2., 3., 4. See additional lyrics

T
A
B

A

fal - ling down. Lon - don Bridge is fal - ling down,

E7

my fair la - dy. la - dy.

1., 2., 3. 4.
A A

Additional Lyrics

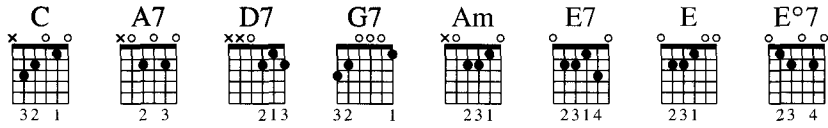
2. Build it up with iron bars,
Iron bars, iron bars.
Build it up with iron bars,
My fair lady.

3. Iron bars will bend and break,
Bend and break, bend and break.
Iron bars will bend and break,
My fair lady.

4. Build it up with gold and silver,
Gold and silver, gold and silver.
Build it up with gold and silver,
My fair lady.

The Man on the Flying Trapeze

Words by George Leybourne
Music by Alfred Lee



Strum Pattern: 7

Pick Pattern: 8

Verse

Moderate Waltz

Chords: C, A7, D7

mf

1. Oh, once I was hap - py, but now I'm for - lorn, just
2. - 5. See additional lyrics

TAB: 0 | 0 1 3 | 0 2 1 0 | 0 1 3 2 | 3 0 2

Chords: G7, C

like an old coat that is tat - tered and torn.

TAB: 0 0 1 3 | 0 3 3 1 2 | 0 1 1

Chords: A7, D7

Left in this wide world to fret and to mourn, be -

TAB: 0 1 3 | 0 2 1 0 | 0 1 3 2 | 3 0 1

Chords: G7, C

trayed by a maid in her teens.

1. Now this
2. - 5. See additional lyrics

TAB: 0 0 1 3 | 0 3 1 0 0 | 0 0 2 0

Bridge

Am E7 Am

girl that I loved she was hand - some, _____ and I

1 3 1 0 1 0 2 0 0 0 2 0

E7 Am

tried all I knew her to please. _____ But I

1 3 1 0 1 0 2 0 0 0 2 0

E7 Am

nev - er could please her one quar - ter so well as the

1 3 1 0 1 0 2 0 0 0 2 0

E E°7 E7 G7

man on the fly - ing trap - eze. Oh! 1. - 4. He
5. See additional lyrics

0 0 0 0 0 0 0 0

Chorus

C A7 D7

floats through the air with _____ the great - est of ease, _____ this

0 1 3 0 1 0 0 3 2 3 0 2

G7 C

dar - ing young man on _____ the fly - ing trap - eze. _____ His

A7 D7 G7

move - ments are grace - ful, _____ all girls he does please, and my love he _____ has

1. - 4. C 5. C

tak - en _____ a - way. _____ 2. Now the love. _____

Additional Lyrics

2. Now the young man by name was Señor Boni Slang,
Tall, big and handsome, as well made as Chang.
Where'er he appeared, how the hall loudly rang,
With ovations from all people there.

4. One night I as usual went to her dear home,
And found there her mother and father alone.
I asked for my love, and soon 'twas made known,
To my horror, that she'd run away.

Bridge 2. He'd smile from the bar on the people below
And one night he smiled on my love,
She winked back at him, and she shouted "Bravo!"
As he hung by his nose from above.

Bridge 4. She packed up her boxes and eloped in the night,
With him with the greatest of ease.
From two stories high he had lowered her down
To the ground on his flying trapeze.

3. Her father and mother were both on my side
And tried very hard to make her my bride.
Her father, he sighed, and her mother, she cried
To see her throw herself away.

5. Some months after that I went into a hall;
To my surprise I found there on the wall
A bill in red letters which did my heart gall,
That she was appearing with him.

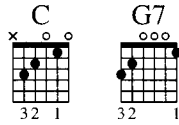
Bridge 3. 'Twas all no avail, she went there ev'ry night
And threw her bouquets on the stage,
Which caused him to meet her — how he ran me down,
To tell it would take a whole page.

Bridge 5. He'd taught her gymnastics, and dressed her in tights
To help him live at ease.
He'd made her assume a masculine name,
And now she goes on the trapeze.

Chorus 5. She floats through the air with the greatest of ease;
You'd think her a man on the flying trapeze.
She does all the work while he takes his ease,
And that's what's become of my love.

Mary Had a Little Lamb

Words by Sarah Josepha Hale
Traditional Music



Strum Pattern: 4

Pick Pattern: 4

Verse

Moderately

C G7 C

mf

1. Mar - y had a lit - tle lamb, lit - tle lamb, lit - tle lamb.
3. See additional lyrics

T
A
B

G7 C

Mar - y had a lit - tle lamb it's fleece was white as snow. — 2. And
4. See additional lyrics

Verse
C G7 C

ev - 'ry-where that Mar - y went, Mar - y went, Mar - y went, ev - 'ry-where that

G7 1. C 2. C

Mar - y went the lamb was sure to go. — 3. He school. —

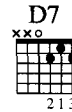
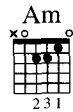
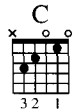
Additional Lyrics

3. He followed her to school one day,
School one day, school one day.
He followed her to school one day,
Which was against the rule.

4. It made the children laugh and play,
Laugh and play, laugh and play.
It made the children laugh and play,
To see a lamb at school.

Michael Row the Boat Ashore

Traditional Folksong



Strum Pattern: 3

Pick Pattern: 3

Chorus

Slowly

G C G Bm

mp
Mi-chael, row the boat a - shore, hal - le - lu - jah. Mi-chael, row the boat a -

Verse

Am G D7 G G C

shore, hal - le - lu - jah. 1. Sis - ter, help to trim the sail, hal - le - lu -
2., 3. See additional lyrics

G Bm Am G D7 1., 2. 3.
G G

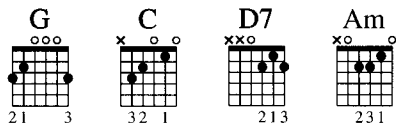
jah. Sis - ter, help to trim the sail, hal - le - lu - jah. Mi - chael, jah.

Additional Lyrics

2. Jordan River is chilly and cold, hallelujah.
Kills the body but not the soul, halleljah.
3. Jordan River is deep and wide, hallelujah.
Milk and honey on the other side, hallelujah.

Mister Rabbit

Traditional



Strum Pattern: 10

Pick Pattern: 10

Verse

Moderately

G

mf
1. Mis - ter Rab - bit, Mis - ter Rab - bit, — your tail's might - y white. Yes, bless
2., 3., 4. See additional lyrics

T
A
B

Chorus

C D7 G G Am

God, been get - tin' out - a sight. — Ev - 'ry lit - tle soul gon - na shine, —

G D7 G G

shine. — Ev - 'ry lit - tle soul gon - na shine — a - long. 2. Mis - ter long. —

1., 2., 3. 4.

Additional Lyrics

2. Mister Rabbit, Mister Rabbit,
Your coat's mighty gray.
Yes, bless God,
Been out all day.

3. Mister Rabbit, Mister Rabbit,
Your ear's mighty long.
Yes, bless God,
Been put on wrong.

4. Mister Rabbit, Mister Rabbit,
Your ear's mighty thin.
Yes, bless God,
Been splittin' the wind.

G7 C

ear - ly in the morn - ing.

Verse C G7

This is the way we wash our clothes, we wash our

C

clothes, we wash our clothes. This is the way we

G7 C

wash our clothes so ear - ly Mon - day morn - ing.

B7 G A7 D

Oh, bring back my Bon - nie to me.

Chorus
D D7 G E7

Bring back, bring back, oh

A D

bring back my Bon - nie to me, to me.

D7 G E7

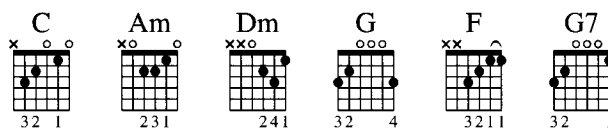
Bring back, bring back, oh

A A7 D

bring back my Bon - nie to me.

My Country 'Tis of Thee (America)

Words by Samuel Francis Smith
Music from Thesaurus Musicus



Strum Pattern: 7

Pick Pattern: 7

Verse

Moderately slow

C Am Dm G C Am F C Dm C G7

mf
1. My coun - try, 'tis of thee, sweet land of lib - er - ty of thee I
2., 3., 4. See additional lyrics

TAB: . 1 1 3 0 1 3 1 0 1 1 1 0 3 1 3 1 0 0 3

C G7

Land where my fa - thers died! Land of the Pil - grims' pride!

TAB: 3 3 3 3 1 0 1 1 1 1 0 3

C 1., 2., 3 F C G7 C 4. F C G7 C

From ev - 'ry moun - tain side, let free - dom ring! Great - God, our King!

TAB: 0 1 0 3 1 0 1 3 5 1 0 1 3 1 0 1 0 3 1 0 3 1 0 3 1 0 3 2 3

Additional Lyrics

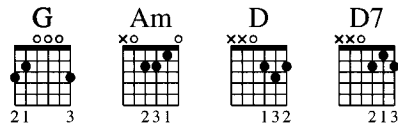
2. My native country, thee,
Land of the noble free,
Thy name I love.
I love thy rocks and rills,
Thy woods and templed hills.
My heart with rapture thrills
Like that above.

3. Let music swell the breeze
And ring from all the trees
Sweet freedom's song.
Let mortal tongues awake;
Let all that breathe partake;
Let rocks their silence break,
The sound prolong.

4. Our fathers' God, to Thee
Author of liberty,
To Thee we sing,
Long may our land be bright
With freedom's holy light;
Protect us by Thy might,
Great God, our King!

Oats, Peas, Beans and Barley Grow

Traditional



*Strum Pattern: 10
*Pick Pattern: 10

Verse
Moderately fast

G Am D

mf
1. Oats, peas, beans and bar - ley grow; oats, peas, beans and bar - ley grow. Do
2., 3. See additional lyrics

T	0	0	0	2	0	0	0	1	1	1	0	2	2	2	2
A	0	0	0	0	0	0	0	2	1	1	0	0	0	0	0
B	0	0	0	0	0	0	0	0	0	0	0	0	0	0	0

* $\frac{2}{4}$ $\begin{matrix} \uparrow \\ \downarrow \end{matrix}$ $\begin{matrix} \uparrow \\ \downarrow \end{matrix}$ = $\frac{6}{8}$ $\begin{matrix} \uparrow \\ \downarrow \end{matrix}$ $\begin{matrix} \uparrow \\ \downarrow \end{matrix}$ $\begin{matrix} \uparrow \\ \downarrow \end{matrix}$

G Am D7 G G

you or I or an - y - one know how oats, peas, beans and bar - ley grow? dance and sing.

0	1	3	1	0	0	1	3	0	2	1	0	2	0	0	0	0	0	0
0	0	0	0	0	0	0	0	0	2	1	0	2	0	0	0	0	0	0
0	0	0	0	0	0	0	0	0	0	0	0	0	0	0	0	0	0	0

Additional Lyrics

- First the farmer sows his seed,
Then he stands and takes his ease;
He stamps his foot and claps his hands,
And turns around to view the land.
- Waiting for a partner,
Waiting for a partner,
Open the ring and take one in
While we all gaily dance and sing.

Oh! Susanna

Words and Music by Stephen C. Foster



Strum Pattern: 3
Pick Pattern: 4

Verse

Moderately

A B7 E7 A

mf

1. I — come from Al - a - bam - a with a ban - jo on my knee. — I'm - goin' to Lou - si -
2., 3., 4., See additional lyrics

TAB

1. 2. Chorus

E7 A A D A B7

an - a, my Su - san - na for to see. — 2. It — cry. — Oh Su - san - na, oh, don't you cry for

2nd time, To Coda ⊕ D.S. al Coda (take repeat) ⊕ Coda

E7 A E7 A

me, — for I come from Al - a - bam - a with a ban - jo on my knee. — 3. I —
knee. —

Additional Lyrics

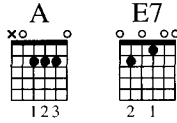
2. It rained all night the day I left,
The weather it was dry,
The sun so hot I froze to death,
Susanna don't you cry.

3. I had a dream the other night
When everything was still,
I thought I saw Susanna
A-coming down the hill.

4. The buckwheat cake was in her mouth
The tear was in her eye.
Says I, "I'm coming from the South,
Susanna, don't you cry."

Oh Where, Oh Where Has My Little Dog Gone

Words by Sep. Winner
Traditional Melody



Strum Pattern: 7

Pick Pattern: 8

Verse

Moderately

A E7

mf

1. Oh where, oh where has my lit - tle dog gone? Oh where, oh where can he

2. See additional lyrics

TAB

A E7

be? With his hair so short and his tail so long, oh

TAB

1. A 2. A

where, oh where can he be? 2. Oh me?

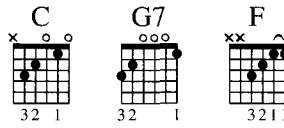
TAB

Additional Lyrics

2. Oh where, oh where has my little dog gone?
Oh where, oh where can he be?
If you see him anywhere, won't you please
Bring back my doggie to me?

The Old Gray Mare

Words and Music by J. Warner



Strum Pattern: 4
Pick Pattern: 3
 Moderately

C G7 C G7

mf
 Oh, the Old Gray Mare, she ain't what she used to be, ain't what she used to be,

TAB

0	3	1	1	1	3	0	0	4	0	3	1	3	3	2	3	1	0
0		0			0	0				0		3	0				3
		2															

C G7 C G7

ain't what she used to be. The Old Gray Mare, she ain't what she used to be, man-y long years a -

TAB

0	0	4	0	3	1	0	1	1	1	3	0	0	4	0	3	1	3	3	3	0	0	3	
0						0	0				0							0			0		3
						2												3			3		

C F C F C G7

go. Man-y long years a - go, man-y long years a - go. Oh, the

TAB

1	0	1	3	3	3	5	5	3	0	0	0	1	1	0	0	0	0	0	0	0	3	
0		0						1	0			0		0				0			0	
2		3						3	0			2		0				0			0	

C G7 C G7 C

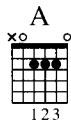
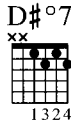
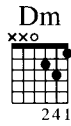
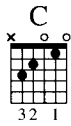
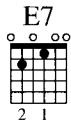
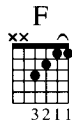
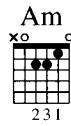
Old Gray Mare, she ain't what she used to be man-y long years a - go.

TAB

1	1	1	3	0	0	4	0	3	1	3	3	3	0	3	1	1	1	0	0	3	
0				0						0			0					0			0
2										3			3					2			2

Old King Cole

Traditional



Strum Pattern: 3, 2

Pick Pattern: 3, 4

Moderately

Am F E7 Am C

mf

Old King Cole was a mer-ry old _ soul, and a mer-ry old soul was he. _____ He _

TAB: 2 2 2 | 1 0 | 0 2 1 2 | 2 0 1 | 2 2 0 1 3 | 0 1 3

B: 2 2 2 | 1 0 | 0 2 1 2 | 2 0 1 | 2 2 0 1 3 | 0 1 3

Am E7 Am E7 Am E7 Am

called for his pipe, and he called for his bowl, and he called for his fid - dlers _ three. _____

TAB: 0 1 0 3 0 3 | 1 3 1 0 1 3 | 0 1 0 2 1 0 2 1 | 2 0 2

B: 0 1 0 3 0 3 | 1 3 1 0 1 3 | 0 1 0 2 1 0 2 1 | 2 0 2

Dm E7 Am Dm E7

Ev - 'ry _ fid - dler _ had a fid-dle fine _ and a ver - y fine _ fid-dle had he. _____ Tweed-le

TAB: 2 1 2 0 1 0 1 | 3 1 0 2 1 0 2 2 | 2 1 2 0 1 1 3 | 0 1 3

B: 2 1 2 0 1 0 1 | 3 1 0 2 1 0 2 2 | 2 1 2 0 1 1 3 | 0 1 3

Am E7 D#7 E7 Am F Am E7 A

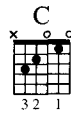
dum, twee-dle dee, went the fid - dlers _ three, twee-dle dum - dee dum-dee-dee-dle dee! _____

TAB: 0 1 0 3 0 3 | 1 3 1 0 1 3 | 0 1 0 2 1 | 2 4 2 0

B: 0 1 0 3 0 3 | 1 3 1 0 1 3 | 0 1 0 2 1 | 2 4 2 0

Old MacDonald

Traditional Children's Song



Strum Pattern: 2

Pick Pattern: 4

Verse

Lively

G C G D7 G C G

mf Old Mac-Don-ald had a farm, E - I - E - I - O! And on this farm he had some sheep,
2. - 6. See additional lyrics

D7 G

E - I - E - I - O. With a baa, baa here and a baa, baa there; here a baa, there a baa,

* C G D7 1.-5. D.C. 6. G

ev-'ry-where a baa, baa. Old Mac-don - ald had a farm, E - I - E - I - O. O. _____

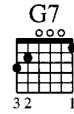
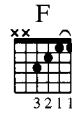
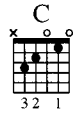
*Repeat as needed for each animal.

Additional Lyrics

2. Cows... moo, moo.
3. Pigs... oink, oink.
4. Ducks... quack, quack.
5. Chickens... cluck, cluck.
6. Turkeys... gobble, gobble.

On Top of Old Smoky

Kentucky Mountain Folksong



Strum Pattern: 8
Pick Pattern: 8

Verse

Moderately

C F C

mf
1. On top of Old Smo - ky, _____ all cov - ered with snow, _____ I
2. - 8. See additional lyrics

T			1		1		0	0	0
A		2	2	2	2	2	0	2	0
B	3	3	3				3		3

1. - 7. 8.

G7 C

lost my true lov - er, _____ by a - court-in' too slow. _____ 2. Well, a - _____

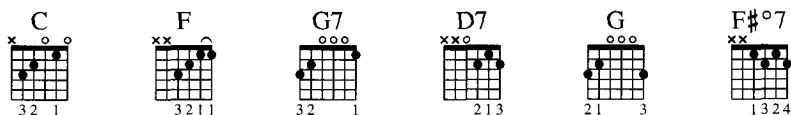
			1		0	0	0	0	0
	2	0	0	0	0	2	3	2	0
3							3		3

Additional Lyrics

- | | | |
|--|--|--|
| <p>2. Well, a-courting's a pleasure,
And parting is grief.
But a false-hearted lover
Is worse than a thief.</p> | <p>3. A thief he will rob you
And take all you have,
But a false-hearted lover
Will send you to your grave.</p> | <p>4. And the grave will decay you
And turn you to dust.
And where is the young man
A poor girl can trust?</p> |
| <p>5. They'll hug you and kiss you
And tell you more lies
Than the cross-ties on the railroad,
Or the stars in the skies.</p> | <p>6. They'll tell you they love you,
Just to give your heart ease.
But the minute your back's turned,
They'll court whom they please.</p> | <p>7. So come all you young maidens
And listen to me,
Never place your affection
On a green willow tree.</p> |
| <p>8. For the leaves they will wither
And the roots they will die.
And your true love will leave you,
And you'll never know why.</p> | | |

Over the River and Through the Woods

Traditional



Strum Pattern: 8

Pick Pattern: 8

Verse

Briskly

C F C G7

mf

1. O-ver the riv-er and through the woods, to grand-fa-ther's house we go; — the horse knows the way to
2., 3. See additional lyrics

T	0	0	0	0	2	3	0	0	0	0	1	1	1	0	2	0	0	0
A	2	3									2	3						
B	3										3							

C D7 G C F

car-ry the sleigh, through the white and drift-ed snow. — O-ver the riv-er and through the woods, oh how the wind does

											1	1	0	2				
2	2	2	2	2	2	0	0	0	2	0	0	0	0	2	3	0	0	0
3											2	3						

C F F#°7 C F C G7 C C

blow! — It stings the toes and bites the nose as o-ver the ground we go. — pie! —

0	0	0	1	1	0	2	0	2	3	0	2	2	3	2	0	3	0	0
			2	3														
			3															

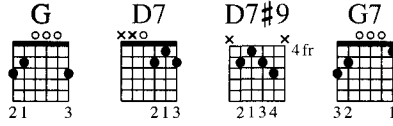
Additional Lyrics

2. Over the river and through the woods,
To have a first-rate play;
Oh hear the bells ring, "Ting-a-ling-ling!"
Hurrah for Thanksgiving Day!
Over the river and through the woods,
Trot fast my dapple gray!
Spring over the ground like a hunting hound!
For this is Thanksgiving Day.

3. Over the river and through the woods,
And straight through the barnyard gate,
We seem to go extremely slow;
It is so hard to wait!
Over the river and through the woods,
Now grandmother's cap I spy!
Hurrah for the fun! Is the pudding done?
Hurrah for the pumpkin pie!

Peanut Sat on a Railroad Track

Traditional



Strum Pattern: 3, 2
Pick Pattern: 3, 4
Moderately

G D7

mf
A pea - nut sat on a rail - road track, his heart was all a - flut - ter. A -

T
A
B

* D7#9

long came a choo - choo train.

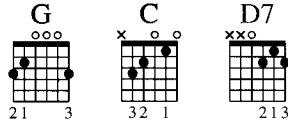
*train whistle

N.C. D7#9 G7

Pea - nut but - ter.

Pease Porridge Hot

Traditional



Strum Pattern: 3, 4

Pick Pattern: 3, 4

Moderately

Chord: G

mf

Pease por - ridge hot,

Chord: C

pease por - ridge cold,

Chord: G

TAB: 0 0 0 3 0 | 0 0 0 3 0

Chord: D7

pease por - ridge in the pot

Chord: G

nine days old!

Chord: D7

Some like it hot,

Chord: G

TAB: 1 1 1 0 0 0 | 2 2 0 0 0 | 0 0 0 3 0

Chord: C

some like it cold,

Chord: G

pease por - ridge in the pot

Chord: C

nine days old!

Chord: G

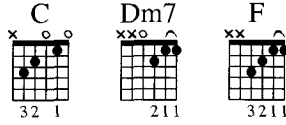
Chord: D7

Chord: G

TAB: 0 0 0 3 0 | 1 1 1 0 0 0 | 2 2 0 0 0

Peter, Peter, Pumpkin Eater

Traditional



Strum Pattern: 4, 3

Pick Pattern: 3, 6

Moderately

C Dm7 F C

mf Pe - ter, Pe - ter pump - kin eat - er,

TAB: 0 1 3 1 2 3 2 0 1 0 1

C Dm7 F C C Dm7

had a wife and could - n't keep her, put her in a

TAB: 0 1 3 1 2 3 2 0 1 0 1 3 1 0 1 3 1

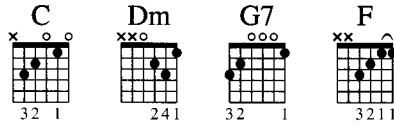
F C Dm7 C

pump - kin shell, and there he kept her ver - y well.

TAB: 2 3 1 0 1 1 2 0 2 1 0 3 3

Polly Put the Kettle On

Traditional



Strum Pattern: 10

Pick Pattern: 10

Moderately

Chords: C, Dm, G7

mf Pol - ly, put the ket - tle on, Pol - ly, put the ket - tle on,

TAB: 3 5 3 1 | 0 1 1 | 3 0 3 1 | 0 0 0

Chords: C, F, G7, C

Pol - ly, put the ket - tle on, we'll all have tea. _____

TAB: 3 5 3 1 | 0 1 1 0 | 2 0 0 3 | 1 0 2 3

Chords: G7, C, Dm, G7

Su - key, take it off a - gain, Su - key, take it off a - gain,

TAB: 0 1 0 3 | 0 1 1 0 | 3 2 3 1 | 0 0 0

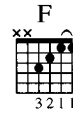
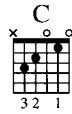
Chords: C, G7, C, F, G7, C

Su - key, take it off a - gain, they've all gone a - way. _____

TAB: 0 1 0 3 | 0 1 1 0 | 2 0 0 3 | 1 0 2 3

Pop Goes the Weasel

Traditional



Strum Pattern: 9
Pick Pattern: 7

Lively

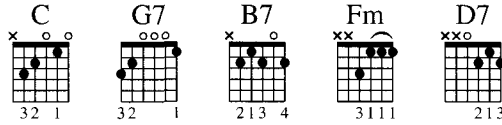
	C	G7	C	
Oh,	all	a - round	the	mul - ber - ry bush, the
T	0	1	1	3
A				3
B				0

	G7	C	G7	
mon - key	chased	the	wea - sel.	The mon - key thought 'twas
T	1	1	3	3
A			0	0
B			1	1

C	F	G7	C	
all _____ in fun.	Pop!	goes	the	wea - sel.
T	0	3	0	1
A				5
B				3

Rock-a-Bye, Baby

Traditional



Strum Pattern: 7

Pick Pattern: 8

Moderately

C G7

mf Rock - a - bye, ba - by, on the tree top, _____

TAB: 0 1 | 3 0 1 | 2 0 1 | 0 0 3 3

C B7 C

When the wind blows _____ the cra - dle will rock; _____

TAB: 3 0 0 | 0 3 3 | 3 1 2 1 | 0 0 1 1

G7

when the bough breaks _____ the cra - dle will fall, _____ and

TAB: 2 0 1 | 3 0 1 | 2 0 1 | 0 0 2

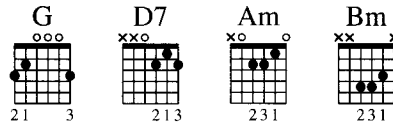
C Fm C D7 G7 C

down will come ba - by, cra - dle and all. _____

TAB: 0 1 1 | 0 1 | 3 2 0 2 | 0 0 3 | 1 0 3

Ring Around the Rosie

Traditional



*Strum Pattern: 10

*Pick Pattern: 10

Brightly

G

mf
Ring a - round the ros - ie, a pock - et full of po - sies;

T 3 3 0 0 | 3 0 1 | 3 3 0 0 | 3 0

A 0 0 | 0 | 0 0 | 0

B 0 0 | 0 | 0 0 | 0

* $\frac{2}{4}$ \downarrow \downarrow \downarrow = $\frac{3}{8}$ \downarrow \downarrow \downarrow

D7 G

ash - es, ash - es, we all fall down. _____

3 0 | 3 0 1 | 3 3 | 0 2 0 1

0 0 | 0 | 0 0 | 0

Lit - tle Sal - ly Wa - ters, sit - ting in a sau - cer,

3 3 0 0 | 3 0 | 3 3 0 0 | 3 0

0 0 | 0 | 0 0 | 0

D7 G

weep - ing and a - moan - ing like a tur - tle dove. ____

Rise, Sal - ly rise, ____ wipe your weep - ing eyes; ____

Am Bm Am G Am Bm Am

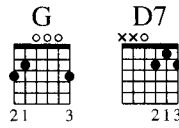
fly to the east, fly to the west,

G D7 G

fly to the one that ____ you love best.

Row, Row, Row Your Boat

Traditional



*Strum Pattern: 10

*Pick Pattern: 10

Moderately

** ①

G

mf
Row, row, your boat,

T
A
B

* $\frac{2}{4}$ $\downarrow \uparrow \downarrow \uparrow = \frac{8}{8}$ $\downarrow \uparrow \downarrow \uparrow$

**This song can be sung as a 4-part round.

②

gen - tly down the stream.

Mer - ri - ly, mer - ri - ly,

④

D7

G

mer - ri - ly, mer - ri - ly, life is but a dream.

She'll Be Comin' 'Round the Mountain

Traditional



Strum Pattern: 2
Pick Pattern: 4

Fast Verse

D

1. She'll be com - in' 'round the moun-tain when she comes. She'll be com - in' 'round the

2. - 4. See additional lyrics

TAB

A7 D D7 G

moun-tain when she comes. She'll be com - in' 'round the moun-tain, she'll be com - in' 'round the

TAB

D E7 A7 D G D D

moun-tain, she'll be com - in' 'round the moun-tain when she comes. 1., 2., 3. 2. She'll be 4.

TAB

Additional Lyrics

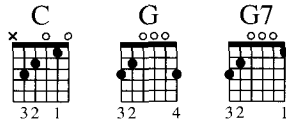
2. She'll be drivin' six white horses when she comes.
She'll be drivin' six white horses when she comes.
She'll be drivin' six white horses,
She'll be drivin' six white horses,
She'll be drivin' six white horses when she comes.

3. Oh, we'll all go out to meet her when she comes.
Oh, we'll all go out to meet her when she comes.
Oh, we'll all go out to meet her,
Oh, we'll all go out to meet her,
Yes, we'll all go out to meet her when she comes.

4. She'll be wearin' a blue bonnet when she comes.
She'll be wearin' a blue bonnet when she comes.
She'll be wearin' a blue bonnet,
She'll be wearin' a blue bonnet,
She'll be wearin' a blue bonnet when she comes.

Shoo Fly, Don't Bother Me

Words by Billy Reeves
Music by Frank Campbell



Strum Pattern: 10

Pick Pattern: 10

Chorus
Moderately

C G C

mf Shoo, fly, — don't both - er me, — shoo, fly, — don't both - er me, —

To Coda ⊕ Verse C

G C

shoo, fly, — don't both - er me, for I be-long to some - bod - y. 1. I feel, I feel, I
2. See additional lyrics

G7

feel, — I feel like a morn - in' star; — I feel, I feel, I

1. C G7 2. D.C. al Coda C G7

feel, I feel, I feel like a morn - in' star. Oh, sing. Oh,

⊕ Coda C

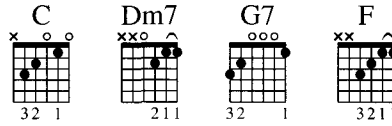
some - bod - y.

Additional Lyrics

- I hear, I hear, I hear,
I hear all the angels sing;
I hear, I hear, I hear,
I hear all the angels sing. Oh,

Simple Gifts

Traditional Shaker Hymn



Strum Pattern: 2, 3

Pick Pattern: 2, 3

Moderately

C Dm7 G7

mf

'Tis a gift to be sim-ple, 'tis a gift to be free, 'tis a gift to come down where you ought to be. And

TAB

The first system of music features a treble clef and a 4/4 time signature. The melody line is written in a 4/4 time signature with a dynamic marking of *mf*. The lyrics are: "'Tis a gift to be sim-ple, 'tis a gift to be free, 'tis a gift to come down where you ought to be. And". The guitar tablature line shows the fretting for each measure, with chord changes from C to Dm7 to G7.

C F C Dm7 C

when we find our-selves in the place just right, 'twill be in the val-ley of love and de-light.

TAB

The second system of music continues the melody with lyrics: "when we find our-selves in the place just right, 'twill be in the val-ley of love and de-light." The guitar tablature line shows the fretting for each measure, with chord changes from C to F to C to Dm7 to C.

G7

When true sim-plic-i-ty is gained, to bow and to bend we — won't be a-shamed. To

TAB

The third system of music continues the melody with lyrics: "When true sim-plic-i-ty is gained, to bow and to bend we — won't be a-shamed. To". The guitar tablature line shows the fretting for each measure, with a chord change from G7.

C Dm7 G7 C

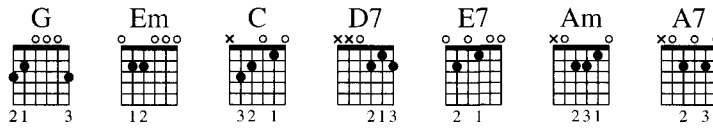
turn, — turn will be our de-light till by turn-ing and turn-ing we come out right.

TAB

The fourth system of music concludes the melody with lyrics: "turn, — turn will be our de-light till by turn-ing and turn-ing we come out right." The guitar tablature line shows the fretting for each measure, with chord changes from C to Dm7 to G7 to C.

Simple Simon

Traditional



Strum Pattern: 10

Pick Pattern: 10

Moderately

G **Em** **G** **C** **D7** **G**
mf
 Sim - ple Si - mon met a pie - man go - ing to the fair. Said

T 3 0 3 0 | 0 2 0 0 | 2 4 0 2 | 0 3
A 0 | 2 | 3 | 0
B 0 | 0 | 3 | 0

E7 **Am** **A7** **D7**
 Sim - ple Si - mon to the pie - man, "Let me taste your ware."

0 0 3 0 | 3 3 1 2 | 2 4 0 0 | 2 2 2 2
 0 0 0 0 | 2 2 0 0 | 0 0 0 0 | 0 0 0 0

C **G** **E7** **Am**
 Said the man to Sim - ple Si - mon, "Show me first your pen - ny." Said

0 3 1 0 | 3 0 3 0 | 0 1 2 0 | 1 1 1
 0 0 0 0 | 0 0 0 0 | 1 0 0 0 | 2 2 2

D7 **G** **Am** **D7** **G**
 Sim - ple Si - mon to the pie - man, "In - deed, I have not an - y."

1 3 0 1 | 0 1 3 0 0 | 2 1 0 2 | 0 0 0
 2 0 0 0 | 0 0 0 0 | 2 0 2 0 | 0 0 0

Skip to My Lou

Traditional



Strum Pattern: 10

Pick Pattern: 10

Chorus

Moderately fast

Chorus

C **G7** **C**

Skip, skip, skip to my lou, skip, skip, skip to my lou. Skip, skip, skip to my lou,

TAB: 0 1 0 0 0 3 | 3 0 3 3 3 1 | 0 1 0 0 0 3

Verse

G7 **C** **C** **G7**

skip to my lou, my dar - lin'. 1. Flies in the but-ter-milk, shoo, shoo, shoo! Flies in the but-ter-milk
2., 3., 4. See additional lyrics

TAB: 3 0 1 0 3 | 1 1 0 2 | 0 0 0 1 1 1 | 0 0 3 3 3 0 0 0

C **G7** **C** **C**

shoo, shoo, shoo! Flies in the but-ter-milk, shoo, shoo, shoo! Skip to my lou, my dar - lin'. dar - lin'.

TAB: 3 3 1 0 0 0 1 1 1 | 0 0 3 3 0 1 0 3 | 1 1 0 2 | 1 1 0 2

Additional Lyrics

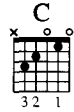
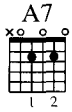
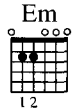
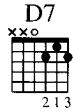
2. Lost my partner, what'll I do?
Lost my partner, what'll I do?
Lost my partner, what'll I do?
Skip to my lou, my darlin'.

3. I'll get another one purtier than you,
I'll get another one purtier than you,
I'll get another one purtier than you,
Skip to my lou, my darlin'.

4. Can't get a red bird, a blue bird'll do,
Can't get a red bird, a blue bird'll do,
Can't get a red bird, a blue bird'll do,
Skip to my lou, my darlin'.

Sweet Betsy from Pike

American Folksong



Strum Pattern: 7
Pick Pattern: 9

Brightly Verse

G D7 G Em A7

1. Did you ev - er hear tell of sweet Bet - sy from Pike, who crossed the wide prair - ies with
2., 3. See additional lyrics

D7 Em Bm C G

her lov - er like? With two yoke of ox - en and one spot - ted hog, a —

Chorus

D7 G G D7 G

tall shag - hai roos - ter, an old yel - low dog. Sing — "Too - ral - i, oo - ral - i, oo - ral - i -

D7 G

ay." Sing — "Too - ral - i, oo - ral - i, oo - ral - i - ay." 2. One — ay."

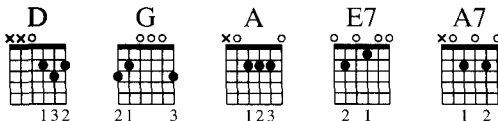
Additional Lyrics

2. One evening quite early they camped on the Platte,
'Twas near by the road on a green shady flat
Where Betsy, quite tired, lay down to repose

3. They stopped at Salt Lake to inquire the way,
Where Brigham declared that sweet Bets' should stay.
But Betsy got frightened and ran like a deer,

There Was an Old Woman Who Lived in a Shoe

Traditional



Strum Pattern: 7

Pick Pattern: 7

Moderately

D G D A

mf There _ was an old wom - an who lived in a shoe; she had

TAB: 3 0 | 2 3 3 | 0 3 3 | 2 3 3 | 0 3 2

E7 A E7 A

so man - y chil - dren, she did - n't know what to do. She _

TAB: 0 0 0 | 0 4 0 0 0 | 0 0 0 | 0 3 0

D A D A

gave them some broth _ with - out an - y bread; _ she _

TAB: 2 3 3 5 | 0 2 3 | 2 3 3 5 | 0 2 3

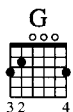
D G A7 D

whipped them all sound - ly and put them to bed.

TAB: 2 3 3 | 3 2 3 | 2 0 2 0 | 3 0

There's a Hole in the Bucket

Traditional



Strum Pattern: 8

Pick Pattern: 8

Verse

Moderately

G C G C G C

mf

1. There's a hole in the buck - et, dear Li - za, dear Li - za. There's a
 fix it, dear Hen - ry, dear Hen - ry, dear Hen - ry. Well, _

3.-19. See additional lyrics

T	0	2	0	0	2	0	0	2	0	0	2
A											
B											

G C G C D7

1.-18. G 19. G

hole in the buck - et, dear Li - za, a hole! 2. Well, _ hole!
 fix it, dear Hen - ry, dear Hen - ry, fix it! 3. With _

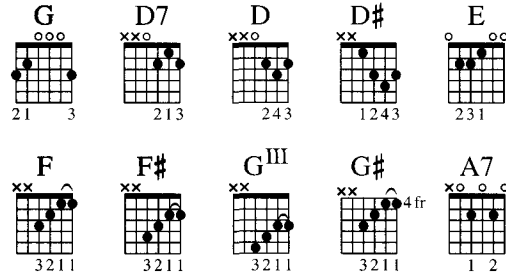
0	0	0	2	0	0	2	0	0	2	0	0	2

Additional Lyrics

3. With what shall I fix it, dear Liza, etc.
4. With a straw, dear Henry, etc.
5. But the straw is too long, dear Liza, etc.
6. Then cut it, dear Henry, etc.
7. With what shall I cut it, dear Liza, etc.
8. With a knife, dear Henry, etc.
9. But the knife is too dull, dear Liza, etc.
10. Then sharpen it, dear Henry, etc.
11. With what shall I sharpen it, dear Liza, etc.
12. With a stone, dear Henry, etc.
13. But the stone is too dry, dear Liza, etc.
14. Then wet it, dear Henry, etc.
15. With what shall I wet it, dear Liza, etc.
16. With water, dear Henry, etc.
17. In what shall I carry it, dear Liza, etc.
18. In a bucket, dear Henry, etc.
19. There's a hole in the bucket, dear Liza, etc.

There's a Hole in the Bottom of the Sea

Traditional



Strum Pattern: 3, 2
Pick Pattern: 3, 4

Verse

Moderately

G D7

1. There's a hole in the bot-tom of the sea. There's a hole in the bot-tom of the
2. - 8. See additional lyrics

TAB: 0 0 | 0 0 0 0 4 0 | 2 2 | 2 2 | 0 0 0 0 | 2 2 2 2 0 2

G D7

sea. There's a hole, there's a hole. There's a hole in the bot-tom of the

TAB: 0 3 3 | 0 1 | 3 3 3 | 0 0 | 2 2 | 2 2 | 0 1 | 3 1 1 0 0 | 2 2

1. - 7. 8.

G G

sea. 2. There's a sea. There's an

TAB: 0 3 3 | 0 4 | 0 0 0 0 | 0 0 0 0 | 0 3 3 | 0 0 | 0 0

Outro

eye on the flea, there's a flea on the wing, there's a wing on the fly, there's a

fly on the frog, there's a frog on the bump, there's a bump on the log, there's a

log in the hole in the bot - tom of the sea.

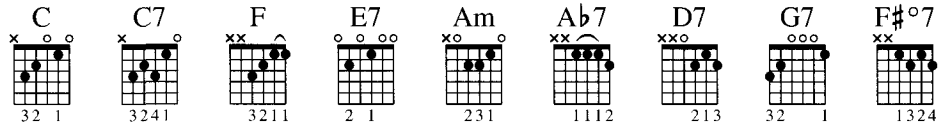
Additional Lyrics

*For each new verse, add 2 extra beats (keep repeating the first 2 beats) to the measures that are marked with an asterisk. Extra beats are boldfaced italic below.

2. There's a *log in the* hole in the bottom of the sea.
 There's a *log in the* hole in the bottom of the sea.
 There's a log, there's a log.
 There's a *log in the* hole in the bottom of the sea.
3. There's a *bump on the log in the* hole in the bottom of the sea.
 There's a *bump on the log in the* hole in the bottom of the sea.
 There's a bump, there's a bump.
 There's a *bump on the log in the* hole in the bottom of the sea.
4. There's a *frog on the bump on the log*
In the hole in the bottom of the sea.
 There's a *frog on the bump on the log*
In the hole in the bottom of the sea.
 There's a frog, there's a frog.
 There's a *frog on the bump on the log*
In the hole in the bottom of the sea.
5. There's a *fly on the frog on the bump on the log*
In the hole in the bottom of the sea.
 There's a *fly on the frog on the bump on the log*
In the hole in the bottom of the sea.
 There's a fly, there's a fly.
 There's a *fly on the frog on the bump on the log*
In the hole in the bottom of the sea.
6. There's a *wing on the fly on the frog*
On the bump on the log in the hole in the bottom of the sea.
 There's a *wing on the fly on the frog*
On the bump on the log in the hole in the bottom of the sea.
 There's a wing, there's a wing.
 There's a *wing on the fly on the frog*
On the bump on the log in the hole in the bottom of the sea.
7. There's a *flea on the wing on the fly on the frog*
On the bump on the log in the hole in the bottom of the sea.
 There's a *flea on the wing on the fly on the frog*
On the bump on the log in the hole in the bottom of the sea.
 There's a flea, there's a flea.
 There's a *flea on the wing on the fly on the frog*
On the bump on the log in the hole in the bottom of the sea.
8. There's an *eye on the flea on the wing on the fly on the frog*
On the bump on the log in the hole in the bottom of the sea.
 There's an *eye on the flea on the wing on the fly on the frog*
On the bump on the log in the hole in the bottom of the sea.
 There's an eye, there's an eye.
 There's an *eye on the flea on the wing on the fly on the frog*
On the bump on the log in the hole in the bottom of the sea.

This Little Light of Mine

African-American Spiritual



Strum Pattern: 2

Pick Pattern: 4

Chorus
Lively

C

mf
This lit - tle light of mine, I'm gon - na let it shine.

TAB: 0 2 0 0 3 1 | 0 0 0 | 0 0 4 0 3 1 | 0 0 0

B: 2 | 3 | 3 | 3

F

This lit - tle light of mine, I'm gon - na let it shine.

TAB: 2 1 1 1 3 1 | 1 1 1 | 1 1 2 1 2 0 | 0 0 0

B: 3 | 3 | 5 | 3

E7

Am

This lit - tle light of mine, I'm gon - na let it shine, ev - 'ry

TAB: 0 2 0 0 3 1 | 0 0 0 | 0 0 4 0 3 1 | 0 0 1 1

B: 2 | 3 | 0 | 0

C

Ab7

C

D7

C

G7

To Coda ⊕

day, ev - 'ry day, ev - 'ry day, ev - 'ry day, gon - na let my lit - tle light

TAB: 1 0 0 1 1 | 1 2 2 1 1 | 1 5 3 | 0 3 1 1 3 | 0 0 3 0 3

B: 0 | 1 | 0 | 0 | 0

Verse

C G7 C C C7

shine. On Mon-day He gave me the gift of love. On

F F#°7 C D7

Tues-day peace came from a - bove. On Wednes-day told me to have more faith. On Thurs-day gave me a

G7 C C7 F

lit - tle more grace. On Fri - day told me to watch and pray. On Sat - ur - day told me just

F#°7 C E7 Am D7 G7

what to say. On Sun - day gave me the pow - er di - vine, just to let my lit - tle light

D.C. al Coda

C

shine. Oh,

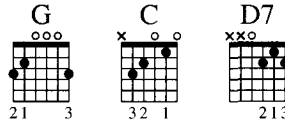
\oplus Coda

C G7 C

shine.

This Old Man

Traditional



Strum Pattern: 4, 3

Pick Pattern: 3, 4

Verse

Lively

G C

mf

1. This old man, he played one. He played nick - nack

2., 3., 4. See additional lyrics

T
A
B

D7 G

mf

on my drum with a nick - nack pad - dy whack, give your dog a bone.

D7

1., 2., 3. 4.

G D7 G G D7 G

mf

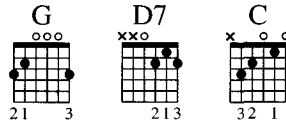
This old man came roll - ing home. roll - ing home.

Additional Lyrics

2. This old man, he played two.
He played nicknack on my shoe with a
Nicknack paddy whack, give your dog a bone.
This old man came rolling home.
3. This old man, he played three.
He played nicknack on my knee with a
Nicknack paddy whack, give your dog a bone.
This old man came rolling home.
4. This old man, he played four.
He played nicknack on my door with a
Nicknack paddy whack, give your dog a bone.
This old man came rolling home.

Three Blind Mice

Traditional



*Strum Pattern: 10

*Pick Pattern: 10

Moderately fast

G D7 G D7 G

mf

Three blind mice, three blind mice,

* $\frac{2}{4}$ $\downarrow \uparrow \downarrow \uparrow$ = $\frac{3}{8}$ $\downarrow \uparrow \downarrow \uparrow$

D7 G D7 G D7

see how they run, see how they run. They all ran af - ter the

G D7 G D7

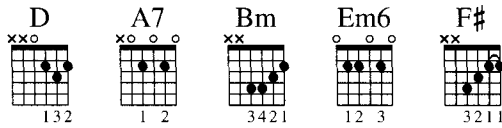
farm - er's wife; she cut off their tails with a carv - ing knife. Did you ev - er see such a

G C G D7 G D7 G

sight in your life as three blind mice, three blind mice?

Three Little Kittens

Traditional



*Strum Pattern: 10

*Pick Pattern: 10

Verse

Moderately

D A7

mf

1. Once three lit - tle kit - tens, they lost their mit - tens, and they be - gan to

2., 3. See additional lyrics

TAB

2	3 3 2	2 2 2	3 2	2 2 2	2 3 0	2
0	0	0	0	0	0	0

* $\frac{2}{4} \begin{matrix} \uparrow \\ \downarrow \end{matrix} \begin{matrix} \uparrow \\ \downarrow \end{matrix} = \frac{6}{8} \begin{matrix} \uparrow \\ \downarrow \end{matrix} \begin{matrix} \uparrow \\ \downarrow \end{matrix}$

D

cry, _____ oh! Moth - er dear, we sad - ly fear, our

TAB

3 2 0	0 2 4	2	3 2 0	2 2	3 2 0	2 2
0	0	0	0	0	0	0

A7 D Bm

mit - tens we have lost. _____ What, lost your mit - tens, you

TAB

3 3 0	3 2 0	2	3 2 0	0 2 0	4	3 2 0 0	4
0	0	0	0	0	0	0	0

naugh - ty kit - tens, then you shall have no pie.

Chorus
A7 D

Me - ow, me - ow, me - ow, me - ow,

A7 1., 2. 3.
D D

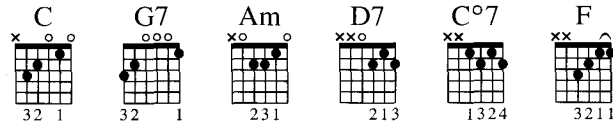
me - ow, me - ow, me - ow. 2. The me - ow.

Additional Lyrics

2. The three little kittens
They found their mittens,
And they began to cry,
Oh! Mother dear, see here, see here,
Our mittens we have found.
What, found your mittens, you darling kittens,
Then you shall have some pie.
3. The three little kittens
Put on their mittens,
And soon ate up the pie,
Oh! Mother dear, we greatly fear,
Our mittens we have soil'd.
What, soil'd your mittens, you naughty kittens,
Then they began to cry.

Tom, Tom, the Piper's Son

Traditional



Strum Pattern: 10

Pick Pattern: 10

Verse

Moderately

Chords: C G7 C G7 Am D7 G7

mf

Tom, Tom, the Pi - per's son, stole a pig and a - way he run! The

TAB: 1 0 2 | 0 3 3 | 1 0 3 | 1 1 2 2 2 | 0 1 0 3 | 1 3 3

Chords: C C°7 C C°7 C Am F C G7 C

pig was eat and Tom was beat and Tom went cry - ing down the street.

TAB: 3 5 3 | 0 0 2 0 0 | 1 0 2 3 | 1 0 1 | 3 4 1 | 0 2 2 0 | 2 3 2 3

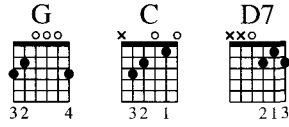
Outro

Chords: C C°7 C C°7 C Am F C G7 C

TAB: 3 5 3 | 0 2 0 2 0 | 1 2 3 | 1 0 1 | 3 4 1 | 0 2 2 0 | 2 3 2 3

Twinkle, Twinkle Little Star

Traditional



Strum Pattern: 3
Pick Pattern: 3, 4
Moderately

G C G C G D7 G

mf
Twink - le, twink - le lit - tle star, how I won - der what you are. _____

TAB: 0 0 3 3 | 1 0 3 0 | 1 1 0 0 | 2 2 0 0 | 3

C G D7 G C G D7

Up a - bove the world so high, like a dia - mond in the sky.

TAB: 3 3 1 1 | 0 0 2 0 | 3 3 1 1 | 0 0 2 0

G C G C G D7 G

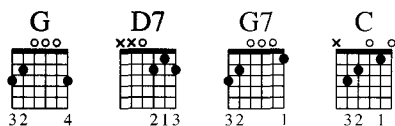
Twink - le, twink - le lit - tle star, how I won - der what you are. _____

TAB: 0 0 3 3 | 1 0 3 0 | 1 1 0 0 | 2 2 0 0 | 3

When the Saints Go Marching In

Words by Katherine E. Purvis

Music by James M. Black



Strum Pattern: 1
Pick Pattern: 2

Moderately

Verse

G

mf
1. Oh, when the saints _____ go march - ing in, _____ oh, when the
2., 3., 4. See additional lyrics

T
A
B

D7 G

saints go march - ing in, _____ oh Lord, I want to

G7 C G D7

be in that num - ber _____ when the saints go march - ing

1., 2., 3. 4.

G G

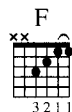
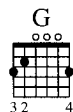

in. _____ 2. Oh, when the throne. _____

Additional Lyrics

- | | | |
|---|--|---|
| <p>2. Oh, when the sun refuse to shine,
Oh, when the sun refuse to shine,
Oh Lord, I want to be in that number,
When the sun refuse to shine.</p> | <p>3. Oh, when they crown Him Lord of all,
Oh, when they crown Him Lord of all,
Oh Lord, I want to be in that number,
When they crown Him Lord of all.</p> | <p>4. Oh, when they gather 'round the throne,
Oh, when they gather 'round the throne,
Oh Lord, I want to be in that number,
When they gather 'round the throne.</p> |
|---|--|---|

Yankee Doodle

Traditional



Strum Pattern: 10

Pick Pattern: 10

Verse

Moderately

C G C G C

1. Fath'r and I went down to camp a - long with Cap - tain Good - 'in and there we saw the
2. - 10. See additional lyrics

T
A
B

Chorus

F G C F C

men and boys as thick as has - ty pud - din'. Yan - kee Doo - dle keep it up, Yan - kee Doo - dle

F C G C C

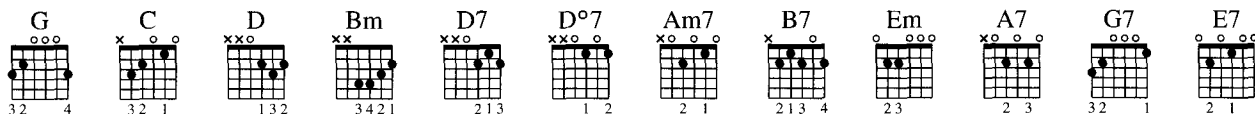
dan - dy. Mind the mu - sic and the step, and with the girls be han - dy. 2. And han - dy.

Additional Lyrics

- | | | |
|--|--|---|
| 2. And there we see a thousand men
As rich as Squire David.
And what they wasted ev'ry day
I wish it could be saved. | 5. And there I see a swamping gun,
Large as a log of maple,
Upon a mighty little cart,
A load for father's cattle. | 8. And Cap'n Davis had a gun,
He kind o'clapt his hand on't
And stuck a crooked stabbing-iron
Upon the little end on't. |
| 3. And there was Captain Washington
Upon a slapping stallion
A-giving orders to his men,
I guess there was a million. | 6. And ev'ry time they fired it off,
It took a horn of powder.
It made a noise like father's gun,
Only a nation louder. | 9. The troopers, too, would gallop up
And fire right in our faces.
It scared me almost half to death
To see them run such races. |
| 4. And then the feathers on his hat,
They looked so very fine, ah!
I wanted peskily to get
To give to mv Jemima. | 7. An' there I see a little keg,
Its head all made of leather.
They knocked upon't with little sticks
To call the folks together. | 10. It scared me so I hooked it off
Nor stopped, as I remember,
Nor turned about till I got home,
Locked up in mother's chamber. |

You're a Grand Old Flag

Words and Music by George M. Cohan



Strum Pattern: 10

Pick Pattern: 10

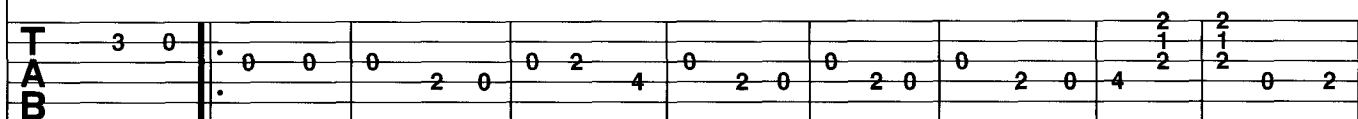
Verse

March

G C G D G Bm G D7 G D7 G D°7 D7 Am7



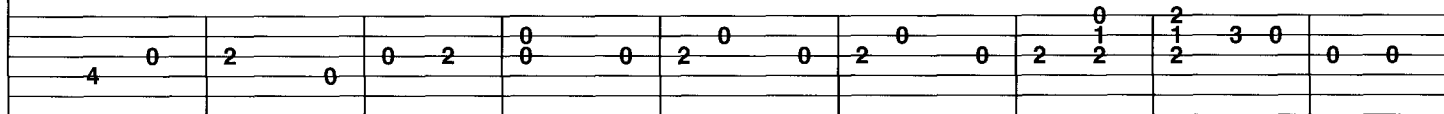
1. You're a (2.) grand old flag, you're a high fly - ing flag, and for - ev - er in peace may you wave. — You're the



D7 Am7 D7 G B7 Em A7 D7 Am D7 G C



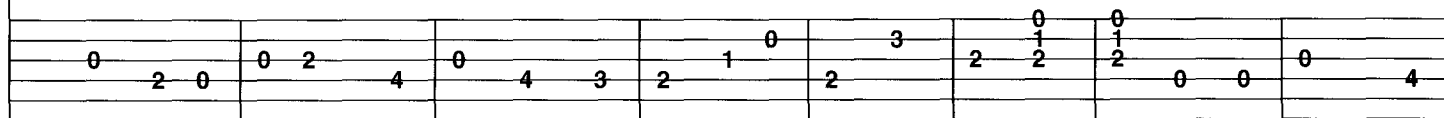
em - blem of — the land I love, — the home of — the free and — the brave. — Ev-'ry heart beats



G D7 G Bm G G7 E7 Am D7 G



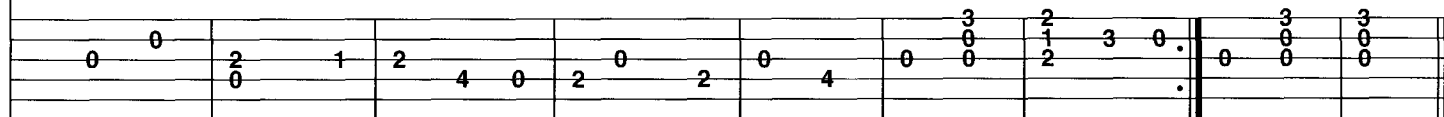
true un - der red, white — and blue, where there's nev - er a boast or brag. — But, should auld — ac -



D7 A7 C D7 1. G D7 2. G

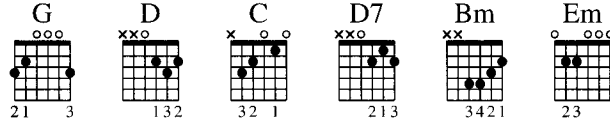


quain - tance be — for - got, keep your eye on — the grand old flag. — 2. You're a flag. —



Zacchaeus

Traditional



Strum Pattern: 3, 4

Pick Pattern: 3, 5

Moderately

G D G D C D

mf Zac - chae - us was a wee lit - tle man, and a wee lit - tle man was

TAB: 0 0 0 4 0 0 0 0 4 0 0 0 0 0 2 2

G D7 G D G D C D7

he. He climbed up in a syc - a - more tree, for the Lord he want - ed to

TAB: 0 2 0 0 0 0 4 0 0 0 0 4 0 0 0 0 2 2 2

G Bm C D Em D

see; and as the Sav - ior passed that way, He looked up in the

TAB: 0 3 0 0 0 0 4 0 0 0 0 4 0 0 2 0 2 2

G N.C. A tempo D7 G D

tree, *Spoken: And He said, "Zacchaeus... you come down!"* For I'm go - ing to your house to -

TAB: 0 3 0 0 0 0 0 0 0 0 2 0 2

G D C D7 G

day; for I'm go - ing to your house to - day.

TAB: 0 3 0 0 0 0 2 0 0 2 0 0